


PARLIAMENT OF THE REPUBLIC OF UGANDA



REPORT OF THE BUDGET COMMITTEE ON SUPPLEMENTARY EXPENDITURE SCHEDULE NO.1 FOR THE FY 2021/22

NOVEMBER 2021

1.0 INTRODUCTION

Rt. Hon. Speaker and Hon. Members, on 21st October 2021, the Minister of Finance, Planning and Economic Development laid before Parliament Supplementary Expenditure Estimates under Schedule No.1 amounting to **UShs 3.819 trillion** which is **8.5%** of the approved budget of **UShs 44.778 trillion** for the FY2021/22. The supplementary expenditure estimates have been categorized as follows:

i. within the 3% legal limit	1.343 Trillion
ii. <u>for prior approval by Parliament</u>	<u>2.476 Trillion</u>
Total Supplementary	3.819 Trillion

Rt. Hon. Speaker, the Supplementary Schedule No.1 was referred to the Budget Committee for scrutiny and reporting thereto.

The report of the Committee is presented in two parts as follows:

- a) Part A: Supplementary Requests within the 3% Legal Limit;
- b) Part B: Supplementary Requests that requires prior parliamentary approval

2.0 BACKGROUND

Rt. Hon. Speaker and Hon. Members, the Supplementary Expenditure under this Schedule generally caters for the following:

- i. COVID-19 related and emergency expenditure to mitigate natural disasters;
- ii. Expenditure that will provide support to the economy and boost economic recovery;
- iii. Expenditure that is funded- this is mostly external financing from Development partners that was not incorporated at the time of finalizing the Budget for FY 2021/22;
- iv. Expenditure on Security; and
- v. Government commitments i.e. ongoing contractual obligations.

2.1 Revenue Performance

Rt. Hon. Speaker and Hon. Members, the approved domestic revenue projection for FY 2021/22 was **UShs 22,425.37 billion** of which Tax revenue amounts to **UShs 20,876.95 billion** and Non Tax Revenue amounts to **UShs 1,548.42 billion**. This projection was made before

Government instituted another lockdown following the second wave of the Covid-19 pandemic.

However, the current lockdown measures instituted to contain the spread of Covid-19 pandemic have negatively impacted on the level of economic activity and consequently disrupted the revenue performance momentum and consequently, the revenue projections for FY 2021/22 were revised downwards from **UShs 22,425.37 billion** to **UShs 20,590.01 billion**, and hence an annual shortfall **UShs. 1,835.36 billion**.

Cumulatively, revenue collections for the period July to October, 2021 amounted to **UShs. 6,036.37 billion** Against the target of **UShs. 6,662.46 billion** Registering a deficit of **UShs. 626.09 billion**.

2.2 Source of Financing

The Committee was informed that Supplementary Expenditure Schedule No. 1 will be funded as follows:

i. Suppression within GoU Budget:	UShs 1,298 billion
ii. Additional Borrowing:	UShs 2,049 billion
iii. <u>External Financing</u>	UShs 471 billion
Grand Total:	UShs 3,819 billion

3.0 METHODOLOGY

The methodology adopted by the Committee involved examination of relevant documents and interactions with stakeholders.

Stakeholders Consulted:

1. Ministry of Finance Planning and Economic Development
2. Ministry of Education and Sports
3. Ministry of Foreign Affairs
4. Ministry of Agriculture Animal Industry and Fisheries
5. Office of the President
6. Ministry of Trade, Industry and Cooperatives
7. Ministry of Health
8. Ministry of Defence and Veteran Affairs
9. Ministry of Public Service
10. Ministry of Internal Affairs
11. Ministry of Kampala Capital City and Metropolitan Affairs
12. Ministry of Lands Housing and Urban Development
13. Ministry of Gender, Labour and Social Development
14. Ministry of Works and Transport

15. Electoral Commission
16. Ministry of Energy and Mineral Development
17. Ministry of Water and Environment
18. Ministry of Local Government
19. State House
20. Uganda Police Force
21. Uganda Prisons Service
22. Cotton Development Organisation
23. Uganda Coffee Development Authority
24. National Citizenship and Immigration Control
25. Directorate of Government Analytical Laboratory
26. Petroleum Authority of Uganda
27. Kampala Capital City Authority

The relevant documents examined included submissions from the stakeholders, the Public Finance Management Act, 2015 and the Budget Act 2001 among others.

4.0 LEGAL FRAMEWORK

Article 156 (2) of the Constitution of the Republic of Uganda states that *"If in respect of any Financial year it is found that the amount appropriated for any purpose under the Appropriation Act is insufficient or that a need has arisen for expenditure for a purpose for which no amount has been appropriated by that Act; or that any monies have been expended for any purpose in excess of the amount appropriated for that purpose or for a purpose for which no amount has been appropriated by that Act, a supplementary estimate showing the sums required or spent shall be laid down before Parliament, within four months after the money is spent,"*¹

The above article is operationalized under Section 25 of the Public Finance Management Act, 2015 (as amended) which provides as follows;

- (1) *That the total supplementary expenditure that requires additional resources over and above what is approved by Parliament shall not exceed 3% of the total approved budget for that financial year, without approval of Parliament.*
- (2) *Where funds are expended under subsection (1), supplementary estimates showing the sums spent shall be laid before Parliament within four months after the money is spent*²

Furthermore, Regulation 18(5), (6) and (7) of the Public Finance Management Regulations 2016 provide as follows:

¹ Article 156 (2) of the Constitution of the Republic of Uganda

² Section 25 of the Public Finance Management Act, 2015

(5) "Parliament may approve a supplementary appropriation or the Minister may approve a supplementary budget, as the case may be, where the supplementary expenditure is unavoidable or unforeseeable."

(6) For the purposes of this Regulation;

(a) "Unavoidable" means an expenditure that cannot be postponed to the next financial year through virement;

(b) "Unforeseeable" does not include an expenditure that was foreseeable by the vote at the time of preparation of the budget of the vote or an expenditure that should have been included in the budget of the vote

(7) Any expenditure, which is in excess of the appropriated budget of vote and which is not in accordance with this section shall be treated as loss of public funds as provided for under section 79 (1) of the Act.

PART A:

SUPPLEMENTARY REQUESTS WITHIN THE 3% LEGAL LIMIT

The Supplementary Expenditure requests that don't require prior Parliamentary approval (within 3% legal limit) under schedule No. 1 amount to UShs 1,343.259 billion of which UShs 1,088.462 billion is recurrent and UShs 254.797 billion is development expenditure.

5.0 Vote 001 – Office of the President

UShs 27.573 billion was provided to the Vote as follows:

- **UShs 11.513 billion** was provided towards meeting the requirements of Presidential Advisors of which **UShs 3.2 billion** was for Salaries and **UShs 8.313 billion** was for motor vehicles;
- **UShs 3.974 billion** was provided for settlement of a Court Award to Professor Mondo Kagonyera.
- **UShs 3.0 billion** for establishment of the Public Investment Management Executive Oversight Platform also called the Apex Platform. This platform supports Office of the President in uptake, learning and evidence-based decision making as part of Public Policy Management and Promotion of Good-Governance.
- **UShs 1.572 billion** to clear the outstanding obligations to Common Wealth Resort, Munyonyo for hosting State visitors during the

swearing in Ceremony of H.E the President that was held in May 2021;

- **UShs 0.550 billion** was provided to cater for the purchase of a station wagon for the Minister of State for Economic Monitoring.
- **UShs 0.500 billion** was for facilitating intelligence in the fight against Covid 19.
- **UShs 6.464 billion** was for facilitating RDCs to implement the Presidential directive in the fight against Covid 19.

The Committee recommends approval of UShs. 27.573 billion To the Office of the President.

5.1 Vote 002 - State House

UShs 56.090 billion was provided to the Vote as follows:

- **UShs 50.400 billion** was to meet the initial requirements for setting up a COVID-19 vaccine manufacturing plant; and
- **UShs 5.690 billion** was for funding the Anti-Tick Development Project. The project has successfully produced proteins in the Laboratory and stall experiments at the college; and has now progressed to the factory to mass produce for clinical field trial.

The Committee recommends approval of UShs. 56.090 billion to State House

5.2 Vote 004 – Ministry of Defence and Veteran Affairs

UShs 410.416 billion was provided to the Vote as follows:

- i) **UShs 10.416 billion** to cater for anti-Covid-19 related activities during the second wave.
- ii) **UShs 400.0 billion** was provided to enable the Vote meet operational shortfalls on wage, pension, medical expenses, food, clothing, National Defence College recurrent arrears and compensation to National Housing Corporation.

The Committee recommends approval of UShs 410.416 billion to the Ministry of Defence and Veteran Affairs.

5.3 Vote 005 – Ministry of Public Service

UShs 1.541 billion was provided to cater for payment of emoluments to the Former Vice President and the Prime Minister in line with the

[Handwritten signatures and initials are present at the bottom of the page, including a large signature on the left, a signature with '6' above it in the center, and several other signatures on the right.]

statutory requirements of the Emoluments and Benefits of the President, Vice President and the Prime Minister Act 2010.

The Committee recommends approval of UShs 1.541 billion to the Ministry of Public Service for payment of emoluments to the Former Vice President and the Prime Minister

5.4 Vote 006 – Ministry of Foreign Affairs

UShs 0.350 billion was provided for hosting the Pan-African Women's Organization.

The Committee recommends approval of UShs 0.350 billion for hosting the Pan-African Women's Organization.

5.5 Vote 008 – Ministry of Finance, Planning and Economic Development

UShs 114 billion was provided to Vote 008 as follows:

- **UShs 100.0 billion** to support Small Business Enterprises to recover from the impact of the COVID-19 pandemic. Government of Uganda has provided **UShs 100 billion** and the participating banking institutions will match it with **UShs 100 billion**;
- **UShs 13.0 billion** to meet the contractual obligations under Integrated Financial Management System as well as facilitate the rollout of electronic Government Procurement System (eGP) to 21 entities; and
- **UShs 1.0 billion** to facilitate the activities of the Presidential CEO Forum Secretariat, the CEO's platform/forum presents the private sector, manufacturers and industrialists with an opportunity to work closely with Government Ministries and Departments to reinforce private sector inclusion in development matters.

The Committee recommends approval of UShs 114.0 billion to the Ministry of Finance, Planning and Economic Development.

5.6 Vote 009- Ministry of Internal Affairs

UShs 0.3957 billion was provided to the Vote to combat the spread of COVID-19 at its premises, through among others fumigation of the premises and provision of Personal Protective equipments (PPE).

The Committee recommends approval of UShs 0.3957 billion to the Ministry of Internal Affairs.

[Handwritten signatures and initials are present at the bottom of the page, including "KAC", "SM", "HUT", "AK", "JH", "MM", and others.]

5.7 Vote-011 Ministry of Local Government

UShs 0.914 billion was provided for Covid -19 related interventions of Ministry of Local Government that include among others: testing MOLG staff; internet data support to staff working from home and for disinfection.

The Committee recommends approval of UShs 0.914 billion to the Ministry of Local Government.

5.8 Vote 012 – Ministry of Lands, Housing and Urban Development

UShs 45.0 billion was provided to the Vote as external financing to facilitate completion of outstanding works for the Albertine Region Sustainable Development Project (ARSDP) financed by the World Bank. The project activities include preparation of physical development plans of selected Urban Centers and rehabilitation/construction of roads and local economic infrastructure such as markets in the Districts of Hoima, Buliisa and Kikuube. The expenditure is within the approved project financing agreement and availability of funds has been confirmed by the World Bank.

The Committee recommends approval of UShs 45.0 billion to Ministry of Lands, Housing and Urban Development.

5.9 Vote 013 – Ministry of Education and Sports

UShs 48.5 billion was provided for procurement and distribution of learning materials to cater for classes from P1-P4 and S5-S6, to ensure continuity of learning during the extended closure of schools as a result of the COVID-19 pandemic.

The Committee recommends approval of UShs 48.5 billion to Ministry of Education and Sports.

5.10 Vote 014 – Ministry of Health

UShs 198.953 was provided to Ministry of Health of which **UShs 87.904** million as recurrent expenditure for interventions to mitigate the effects of the second wave of Covid -19 that included among others:

- i) UShs 2.970 billion was to cover Feeding of patients and health workers; UShs 13.451 billion is for salaries, hardship allowance and recruitment expenses ;

A collection of handwritten signatures and initials in black ink, located at the bottom of the page. The signatures are of various styles, some appearing to be names like 'J. S. M.', 'A. K.', and others that are less legible. There are also some initials and marks that look like 'M', 'B', and 'N'. The signatures are scattered across the bottom of the page, with some overlapping.

- And that **US\$ 111.048** was provided development expenditures to fight against Covid -19 of which US\$ 1.5 billion for remodeling 3 ICUs (Jinja, Mubende and Bombo); US\$ 98.562 billion is for CT Scans for RRHS, procurement of patient monitors for HDUs and Oxygen Requirements; US\$ 0.100 is for stationery for Covid-19 logistics; US\$ 0.100 is for Telecommunication for Covid-19 logistics; US\$ 6.000 billion is for Procurement of beds and beddings; US\$ 0.021 is for distribution of Mosquito nets to markets; US\$ 2.000 billion is Fuel for Logistics Operations under COVID-19; and US\$ 1.539 billion is for Equipment - IR thermometers and AA dry cells for all facilities.

5.11 Vote 015 – Ministry of Trade, Industry and Cooperatives

The Committee recommends approval of UShs. 10.8 billion to Ministry of Trade, Industry and Cooperatives.

UShs 28.95 was provided to the Vote 017 to cater for contractual obligations with the Owners Engineer (OE) arising out of the extension of

UShs 28.95 was provided to the Vote 017 to cater for contractual obligations with the Owners Engineer (OE) arising out of the extension of

The Committee recommends approval of US\$ 28.95 billion to Ministry of Energy and Mineral Development.

The Committee recommends approval of US\$ 53.5 billion to Ministry of Gender, Labour and Social Development.

The Committee recommends approval of US\$ 8.1 billion to Ministry of ICT and National Guidance.

The Committee recommends approval of US\$ 1.2 billion to Ministry of East African Community Affairs.

UShs 0.279 billion was provided for Wage shortfalls for High Court Judges under the Leadership Code Tribunal.

The Committee recommends approval of US\$ 0.279 billion to Directorate of Ethics and Integrity.

5.17 Vote 114 – Uganda Cancer Institute

US\$ 2.048 billion was provided to cater for operationalisation of the National Cancer Reference Laboratory at the Uganda Cancer Institute. This was to cater for medical supplies and accreditation of the Laboratory.

The Committee recommends approval of US\$ 2.048 billion to Uganda Cancer Institute.

5.18 Vote 118 – Uganda Road Fund

US\$ 3.0 billion was provided to enable the Vote meet the Shortfalls on Road Maintenance.

The Committee recommends approval of US\$ 3.0 billion to Uganda Road Fund for meeting the Shortfalls on Road Maintenance

5.19 Vote 120 - National Citizenship and Immigration Control

US\$ 0.864 billion was provided for covid 19 interventions of which US\$ 0.150 billion was office meals to immigration border staff in house to curtail movements of officers; US\$ 0.264 billion was for increased border surveillance to curtail illegal entry into the country through porous borders; US\$ 0.096 for increased supervision of border operations for improved surveillance and inspections;) and US\$ 0.354 to procure adequate personal protective equipment and sanitary systems for all staff.

The Committee recommends approval of US\$ 0.864 billion to Uganda National Citizenship and Immigration Control.

5.20 Vote 130 - Treasury Operations

US\$ 228.300 billion was provided to cover Contingencies.

The Committee recommends approval of US\$ 228.3 billion to Vote 130 -Treasury Operations as funding for Contingencies.

5.21 Vote 144- Uganda Police Force

US\$ 19.011 billion was provided to the Vote for second wave Covid-19 interventions as follows:

- UShs 0.123 billion was provided for Torches for light at night and during operations in poor visibility
- UShs 7.200 billion was provided for allowances of 30,000 operational personnel UGX 80,000 per month for three months to carryout operations
- UShs 3.210 billion was provided for additional fuel for vehicles of RPCS, DPCs and 2,000 M/cycles for OC Posts
- UShs 0.175 billion is provided for procurement of 100 Tyre Cutters to aid in regulating Road traffic and 200 Road signs to alert motorists and regulate speed as they approach check points/Road Barriers.
- UShs 1.999 billion for additional fuel for foot and motorized patrols during the Second Wave of COVID-19 Pandemic
- UShs 0.104 billion for additional fuel for maritime surveillance and patrols during the Second Wave of COVID-19 Pandemic
- UShs 0.050 billion for public outreaches, Media Publicity and mass & Social media Campaigns to sensitize and create awareness for adherence to set SOPs carried out
- UShs 0.525 billion for Operational effectiveness, Inspection, Supervision and command ensured
- UShs 0.631 billion for Personal Protection Equipment (PPE)-Air Purifying respirators, Pulse-Oxymeters, Temperature scanners availed to personnel against the 2nd wave of COVID 19
- UShs 2.572 billion for Cleaning and sanitation materials- Sanitizer, JIK, Body bags, Waste bins availed to personnel
- UShs 1.694 billion for Personal Protection Gear- Disposable face Masks, Coveralls, Face Shields, Examination Gloves, Disposable Aprons, Rubber Gum boots availed to personnel
- UShs 0.729 provided for Fleet Repair and servicing (2,000 Motorcycles, 189 Motor Vehicles, 12 Marine Vessels)to carryout operations during the Second Wave of COVID-19 Pandemic

The Committee recommends approval of UShs 19.011 billion to Uganda Police Force.

5.22 Vote 145 - Uganda Prisons Service

UShs 6.243 billion was provided for second wave of Covid-19 interventions of which:

- UShs 0.032 billion was for facilitate virtual meetings through the Zoom application and enhance coordination of 285 centers through provision of airtime

- ii) UShs 0.117 billion was for provision of medical allowances to all medical staff, allowances to drivers and ambulance crews and security personnel and facilitate operations of treatment centers
- iii) UShs 1.256 billion was for provision of nutrition supplementation (multi nutritional feeds) to sick prisoners and staff. Facilitate feeding of staff during vaccination exercises;
- iv) UShs 2.278 billion for procurement of drugs, protective equipment and gears for frontline personnel and other medical supplies to facilitate treatment
- v) UShs 0.582 billion was for provision of hand washing facilities, sanitizers, cleaning and sanitation materials and sundries to maintain good sanitation and hygiene in all 285 centers
- vi) UShs 0.071 billion was for conduct outreach activities and supervision of vaccination exercises.
- vii) UShs 0.484 billion to facilitate ambulance operations; vaccination and outreach activities as well as coordination
- viii) UShs 0.450 billion to facilitate Murchison Bay hospital activities in treatment and management of COVID-19
- ix) UShs 0.450 billion for provision of meals for 1,000 staff encamped in prisons
- x) UShs 0.010 billion for procurement of eating utensils and torches with batteries
- xi) UShs 0.114 billion for procurement of tents to facilitate establishment of treatment centers
- xii) UShs 0.400 billion for procurement of additional blankets and mattresses for 88 centers (83 isolation centers and 5 treatment centers)

The Committee recommends approval of UShs 6.243 billion to Uganda Prisons Service.

5.23 Vote 158 - Internal Security Organisation (ISO)

UShs 4.764 billion was provided to the vote to Support Covid -19 Emergency Operations.

The Committee recommends approval of UShs 4.764 billion to Internal Security Organisation.

5.24 Vote 159 - External Security Organisation

UShs 1.111 billion was provided to the vote to Support Covid -19 Emergency Operations.

The Committee recommends approval of UShs 1.111 billion to External Security Organisation.

5.25 Votes 163 – 179 -Various Referral Hospitals

UShs 8.633 billion was provided for covid-19 related interventions which among others include: allowances, Feeding of patients and health workers, Sundries and Laundry services, cleaning services, procurement of protective wear, maintenance costs for CTU and ICUs etc. as shown in **Annex 8**

The Committee recommends approval of UShs 8.633 billion to Votes 163 – 179 for covid-19 related interventions

5.26 Vote 224 – Mission in Paris

UShs 1.176 billion was provided for rent for the new Chancery premises to enable commencement of renovation works on the Embassy Building.

The Committee recommends approval of UShs 1.176 billion to Mission in Paris.

5.27 Vote 230 – Mission in Abu Dhabi

UShs 0.99 billion was provided to enable the Vote coordinate the Dubai Expo.

The Committee recommends approval of UShs 0.99 billion to the Mission in Abu Dhabi.

5.28 Vote 305 - Directorate of Government Analytical Laboratory (DGAL)

UShs 0.231 billion was provided to the Vote for Covid -19 interventions as follows:

- a) UShs 0.009 billion for allowances for documenting standard operating procedures for infection control in the laboratory premises
- b) UShs 0.025 billion for testing and vaccination drive for all DGAL staff
- c) UShs 0.019 billion for sensitization of DGAL staff and awareness of the Covid-19 pandemic
- d) UShs 0.050 to acquire assorted disinfectants and cleaning material for combating the spread of Covid-19 in the FY 2021/2022
- e) UShs 0.128 billion to acquire assorted protective gear and equipment for combating the spread of Covid-19 in the FY 2021/2022

The Committee recommends approval of UShs 0.231 billion to Directorate of Government Analytical Laboratory

5.29 Vote 310 – Uganda Investment Authority

UShs 5.972 billion was provided of which **UShs 4.028 billion** is to cater for Owners Engineer fees for Namanve Industrial Park and **UShs 0.972 billion** to enable the Vote meet its rent obligations for August 2021 to January 2022.

The Committee recommends approval of UShs 5.0 billion to Uganda Investment Authority.

5.30 Vote 512 – Kabale District

UShs 0.19 billion was provided to the Vote of which **UShs 0.09 billion** was for Primary Health Care to support NGO hospitals of Rugarama and Rushoroza and **UShs 0.1 billion** is for completion of Rubaya Sub-county Administration Block.

The Committee recommends approval of UShs 0.19 billion to Kabale District.

5.31 Vote 523 – Kayunga District

UShs 1.81 billion has been provided to undertake major rehabilitation of dilapidated Secondary and Primary School infrastructure. Whereas the rehabilitation commenced in FY 2020/21, the scope of the works was too big to be completed in one Financial Year and this necessitated provision of funds this Financial Year.

The Committee recommends approval of UShs 5.0 billion to Kayunga District.

5.32 Vote 620 – Rukiga District

UShs 0.5 billion was provided to the Vote to facilitate the completion of the District Headquarters.

The Committee recommends approval of UShs 0.5 billion to Rukiga District.

Various Local Governments

UShs 52.826 billion was provided to various local governments for surveillance of COVID-19 by the District Taskforce and to facilitate mobilization and coordination of VHTs; funding to Security institutions for enforcement, coordination and PPEs. In addition funding was

provided for support to ICT and Communications on COVID-19 as detailed in **Annex 9**

The Committee recommends approval of UShs 52.826 billion to various local governments as detailed in Annex 9 to combat the COVID-19 Pandemic.

PART B:

SUPPLEMENTARY REQUESTS THAT REQUIRES PRIOR PARLIAMENTARY APPROVAL

Government is requesting for UShs 2,475.969 under schedule No.1 that requires prior Parliamentary approval (above 3% legal limit) of which UShs 935.711 billion is recurrent and UShs 1,540.258 billion is development expenditure.

5.33 Vote 001 – Office of the President

UShs 20.382 is required as follows:

- **UShs 11.423 billion** to meet the outstanding PAYE and Withholding Tax (WHT) for the Commission of Inquiry into Land matters;
- **UShs 4.22 billion** to support the Office of the Head of Public Service and Secretary to Cabinet;
- **UShs 1.0 billion** is required to enable the Vote settle Court Awards;
- **UShs 0.55 billion** is needed to purchase a vehicle for the Minister of Ethics and Integrity; and
- **UShs 0.189 billion** for payment of benefits and claims to former Internal Security Organization (ISO) staff.
- **UShs 3.0 billion** for enhancement of economic monitoring.

The Committee observed that PAYE and Withholding Tax (WHT) for the Commission of Inquiry into Land matters should have been deducted at source during payment of salaries and services. As such, there is no justification for additional funding. **The Committee therefore declines approval of UShs 11.423 billion to meet the outstanding PAYE and Withholding Tax (WHT).**

The Committee recommends approval of UShs 0.55 billion for procurement of a motor vehicle under for the Minister under Vote 112 Ethics and Integrity.

The Committee recommends approval of UShs 4.22 billion to support the Office of the Head of Public Service and Secretary to Cabinet; UShs 1.0 billion to settle Court Awards; UShs 0.189 billion for payment of benefits and claims to former Internal Security Organization (ISO) staff; and UShs 3.0 billion to enhancement economic monitoring of Government projects and programs.

5.34 Vote 002 – State House

UShs 280.0 billion is required as follows:

- **UShs 141.0 billion** is for funding Kiira Motors;
- **UShs 100.0 billion** is for classified expenditure;
- **UShs 4.0 billion** is for facilitating intelligence operations
- **UShs 27.0 billion** is required for support to research and innovation.
- **UShs 5.0 billion** is required for financial support to Events Association Uganda
- **UShs 3.0 billion** is required to support Gravity Investment Company Limited.

The Committee recommends approval of UShs 141.0 billion for funding Kiira Motors and UShs 27.0 billion to support research and innovation under Vote 001 – Office of the President in line with the Parliamentary Resolution on reallocation of funds from Vote 023 to Vote 001; and UShs 4.0 billion under Vote 009 – Ministry of Internal Affairs for facilitating intelligence operations

The Committee recommends approval of UShs 108.0 billion to Vote 002 - State House of which UShs 100.0 billion as classified expenditure, UShs 5.0 billion for Events Association Uganda, and UShs 3.0 billion for Ms. Gravity Investment Company Limited.

5.35 Vote 003 – Office of the Prime Minister

UShs 245.41 billion is required as follows:

- **UShs 176.6 billion** is External Financing approved and confirmed by the World Bank for the Development Response to Displacement Impact Project (DRDIP). The project supports construction of key infrastructure i.e. Schools, hospitals, roads and bridges in the 15 Refugee hosting districts;
- **UShs 39.94 billion** is to support the disarmament process in Karamoja, this includes funding for coordination of peace building

operations and support to livelihoods of Karamajong youths through provision of Agriculture inputs (mainly goats) as an emergency intervention in the initiative to improve peace and reduce/eliminate cattle rustling in the region;

- **UShs 15.035 billion** to provide food and non-food items to disaster affected areas and **UShs 7.377 billion** for restoration of critical health and education infrastructure in the disaster affected areas.
- **UShs 3.333 billion** is External Financing for the Development Initiative for Northern Uganda (DINU) project, the EU confirmed UShs 3.3 billion over and above the appropriation in the Budget; DINU supports enhancement of food and nutrition security and child and maternal nutrition in Northern Uganda
- **UShs 3.125 billion** for the Post War Recovery and Presidential Pledges project, which supports Northern Uganda rehabilitation, the Funds are for procurement and distribution of inputs (iron sheets, oxen & ox-ploughs) for reconstruction and wealth creation for the vulnerable that cannot benefit from the Parish Model.

The Committee recommends approval of UShs 245.41 billion to the Office of the Prime Minister for the above activities.

5.36 Vote 004 – Ministry of Defence and Veteran Affairs

UShs 146.0 billion is required for the Vote to meet their operational shortfalls for this Financial Year of which **UShs 131.0 billion** is to cater for wage, pension, medical expenses, food, clothing, machinery and equipment, residential buildings, National Defence College recurrent arrears and compensation to National Housing Corporation, and **UShs 15.0 billion** for classified expenditure.

The Committee recommends approval of UShs 146.0 billion to Ministry of Defence and Veteran Affairs.

5.37 Vote 006 – Ministry of Foreign Affairs

UShs 2.65 billion is required by the Vote as follows:

- **UShs 1.5 billion** is needed to facilitate enhancement of the Security of the Ministry of Foreign Affairs Building to avoid terrorism eventualities;
- **UShs 0.65 billion** is to cater for the shortfall on Pan African Women's Organization (the total requirement is UShs 1 billion);
- **UShs 0.5 billion** is needed for procurement of a motor vehicle for the Minister of State for Foreign Affairs (Regional Cooperation).

The Committee recommends approval of US\$ 2.65 billion to Ministry of Foreign Affairs.

5.38 Vote 007 – Ministry of Justice and Constitutional Affairs

US\$ 11.704 billion is required as follows:

- **US\$ 9.224 billion** is to settle outstanding obligations to external legal consultants on the RVR arbitration proceedings in London, as well as facilitating the Vote to settle claims by URSB to reimburse the trustees account of companies; this follows a verification process by the Internal Auditor General.
- **US\$ 2.48 billion** is Budget support from the International Development Law Organization (IDLO) to support the implementation of the Community Justice Programme. The funds came in towards the end of FY 2020/21 and are now available for spending.

The Committee recommends approval of US\$ 11.704 billion to Ministry Justice and Constitutional for the above purpose.

5.39 Vote 008 – Ministry of Finance, Planning and Economic Development

US\$ 39.979 billion is required as follows:

- **US\$ 13.0 billion** is needed to meet the outstanding balance on the shortfall on contractual obligations on the Integrated Financial Management System (IFMS), Programme Budgeting System (PBS) and Electronic Government Procurement (eGP).
- **US\$ 12.861 billion** is additional external financing for the Resource enhancement and Accountability Programme (REAP). This follows confirmation of a disbursement of EUR 3,000,000 (Euros Three Million only) from the German Development Bank in respect to the funding commitment to the REAP in FY 2020/21;
- **US\$ 8.337 billion** is external financing for the Justice and Accountability Reform – Sector Reform Contract. This follows disbursement of funds by the European Union in FY 2020/21; and
- **US\$ 0.58 billion** is needed to meet the shortfall on the activities of the Presidential CEO Forum Secretariat
- **US\$ 5.2 billion** is to meet funding for Routine oversight, systems strengthening and capacity development in line with the UGIFT Commitments.

The Committee recommends approval of US\$ 39.979 billion to Ministry of Finance, Planning and Economic Development for the above activities.

5.40 Vote 009 – Ministry of Internal Affairs

The Committee observed that the Ministry requires US\$ 12.0 billion to step-up intelligence operations and coordination of security agencies given the current security threats.

The Committee recommends approval of an additional US\$ 8.0 billion to the Ministry of Internal Affairs to cater for operational shortfalls.

5.41 Vote 010 – Ministry of Agriculture, Animal Industry and Fisheries

US\$ 95.216 billion is required by the Vote as follows:

- **US\$ 70.0 billion** for the procurement of 200 assorted tractors, implements and accessory units as well as provision of water for agricultural production in Karamoja sub region;
- **US\$ 25.0 billion** to finance shortfalls on vaccines for control of Foot and Mouth Disease, I wish to correct the schedule and clarify that the funding is all under recurrent expenditure; and
- **US\$ 0.216 billion** to facilitate the Vote participate in the Uganda National Day, Tourism, Trade and Investment Forum as well as the Agriculture Week at the Dubai Expo 2020.

The Committee recommends approval of US\$ 95.216 billion to Ministry of Agriculture, Animal Industry and Fisheries.

5.42 Vote 011 – Ministry of Local Government

US\$ 71.136 billion is required by the Vote as follows:

- **US\$ 31.3 billion** to finance additional activities under the Parish Development Model, this is to facilitate the activities of the Parish Development Model Secretariat, additional funding to the revolving fund as well as undertaking identification, training and capacity building of financial agencies;
- **US\$ 13.629 billion** to settle outstanding contractual obligations for the construction of Lira Main Market, Hoima Central Market and Jinja Central Market;

- **UShs 11.97 billion** as European Union Budget Support which was not captured during the appropriation of the Budget; this funding is part of the projected disbursement from the EU of Euros 12 million, which is allocated to MoLG for Grant management for EU support.
- **UShs 6.924 billion** for Local Governments which did not receive European Union budget support for Discretionary Development Equalization Grant (DDEG) in FY 2020/21, A number of Local Government disbursements failed to be implemented due to system issues and there is need to provide for this funding ;
- **UShs 5.0 billion** to facilitate the rollout of Local Government Collection and Management System E-LOGREV to additional sites;
- **UShs 1.312 billion** for transfer to Uganda Local Governments Association (ULGA) to facilitate the institution to settle outstanding obligations to the ULGA House contractor.
- **UShs 0.999 billion** as external financing for Northern Uganda Development Enhanced Local Governance, Infrastructure and Livelihood Project (NUDEIL), the project supports the local economy by creating short-term jobs through rehabilitation and construction of Community Access Roads, water points, and schools in the aftermath of the protracted Lord's Resistance Army (LRA) armed conflict in Northern Uganda. It maximizes use of labor-intensive methods and local materials (where appropriate) to create jobs and community ownership. This funding is towards MoLG to provide an oversight role.

The Committee recommends approval of UShs 71.136 billion to Ministry of Local Government.

5.43 Vote 012 – Ministry of Lands, Housing and Urban Development

UShs 73.992 billion is required by the Vote as follows:

- **UShs 26.36 billion** to settle claims of Buganda Kingdom against Government of Uganda, on account of a Memorandum of Understanding signed between Buganda Kingdom and Government of Uganda;
- **UShs 21.25 billion** is required for compensation to Church of Uganda for the land comprised in FRV 56 folio 18 at Entebbe and currently occupied by Government facilities including Headquarters of Civil Aviation Authority (CAA) and the Veterinary Department of the Ministry of Agriculture, Animal Industry and Fisheries (MAAIF).
- **UShs 19.382 billion** to settle claims of Land owners affected by the development of Amuru Sugar Factory.

- **UShs 7.0 billion** to settle claims of Bunyoro Kingdom against Government of Uganda;

The Committee observes that the total outstanding compensation claims of land owners affected by the development of Amuru Sugar Factory is UShs 19.382 billion. The Ministry of Finance has only provided UShs 14.14 billion leaving a balance of UShs 5.242 billion. So without payment of the balance, Amuru Sugar Factory cannot take vacant possession of the said land. **Therefore the Committee recommends approval of UShs 19.382 billion to settle claims of Land owners affected by the development of Amuru Sugar Factory.**

The Committee observed that the verification and ascertainment of the actual outstanding amount of money to Church of Uganda is still ongoing and as such not yet concluded; and further the Ministry requested for more time to come up with the actual outstanding amount. **The Committee therefore declines approval of UShs 21.25 billion until the actual outstanding amount has been confirmed.**

The Committee recommends approval of UShs 26.36 billion to settle claims of Buganda Kingdom, and UShs 7.0 billion to settle claims of Bunyoro Kingdom against Government of Uganda.

5.44 Vote 013 – Ministry of Education and Sports

UShs 129.11 billion is required by the Vote as follows:

- **UShs 67.0 billion** for renovation/ upgrade of Mandela National Stadium to internationally acceptable standards;
- **UShs 53.64 billion** to cater for external financing for the Albertine Region Sustainable Development Project (ARSDP) given that the Project was granted an extension by the World Bank for 18 months to enable completion of pending activities and **UShs 3.56 billion** as GoU Counterpart Funding for the Albertine Region Sustainable Development Project (ARSDP); and
- **UShs 2.91 billion** to cater for external financing for the IDB Funded Technical and Vocational Education Training Phase III which was not included in the Appropriation for FY 2021/22. The funding will meet the mandatory preparatory activities required for construction of the Institutions to commence.
- **UShs 1.0 billion** for wage shortfalls for Gulu College of Health Sciences
- **UShs 1.0 billion** for operational shortfalls under the Directorate of Industrial Training (DIT)

The Committee recommends approval of US\$ 129.11 billion to Ministry of Education and Sports for the above mentioned activities.

5.45 Vote 014 – Ministry of Health

US\$ 160.143 billion is required by the Vote of which:

- **US\$ 115.447 billion** is External Financing for Global Fund to cater for the COVID-19 response plan and management. This follows disbursement of funds from the Global Fund to cater for the COVID-19 response plan and management
- **US\$ 35.230 billion** is required to enable the Vote meet existing shortfalls on the Medical Interns and Senior House Officers monthly pay and provision for lunch allowance for the same category.
- **US\$ 9.466 billion** is needed to pay taxes on 282 double Cabin Motor vehicles procured for COVID-19 emergency response and

The Committee recommends approval of US\$ 160.143 billion to the Ministry of Health.

5.46 Vote 015 – Ministry of Trade, Industry and Cooperatives:

US\$ 180.496 billion is required by the Vote as follows:

- **US\$ 134 billion** is for UDC towards Soroti Fruit Factory (**US\$ 10.0 billion**), Atiak Sugar Factory (**US\$ 108.0 billion**), Cassava processing in Lira, Gulu/West Nile (**US\$ 16.0 billion**);
- **US\$ 4 billion**, funding to UDC for Kilembe Mines;
- **US\$ 17.9 billion** is required for the stimulus package for UDC to participate in joint ventures with the private sector
- **US\$ 2.0 billion** is required for support to cooperatives;
- **US\$ 5.0 billion** for new office rent expenses; and
- **US\$ 0.097 billion** needed to facilitate the Vote to play the supervisory and oversight role for Uganda's participation in the Dubai Expo 2020.
- **US\$ 17.5 billion** to the Ministry for compensation of various cooperatives

The Committee observes the following:

- **Mechanisation of Atiak Sugar factory:** Atiak Sugar factory is owned by Horyal Investments Holding Company 60% and Uganda Government through UDC 40%. The Company has developed a plan to shift from subsistence farming to Mechanized farming capable of large scale

sugarcane cultivation by using heavier machinery on the consolidated farm land. This will help the Company meet its sugarcane needs after planting the entire 60,000 acres of sugarcane to operate the factory at full capacity.

- Between FY 2017/18 to FY2019/20, Government of Uganda through its investment arm, Uganda Development Cooperation (UDC) - progressively purchased and acquired 40% equity shares worth UGX 81Bn in Horyal. Additionally, UDC provided two shareholder loans worth UGX 20Bn; and through NAADS released UGX 54.68 billion to support sugarcane out growers in Amuru and Lamwo districts in order to sustain sugar cane supply to the factory. Additionally, Government made available a transport subsidy worth UGX 16Bn to transport sugarcane from Busoga to Atiak.
- Atiak Sugar factory has Governance challenges which UDC gives an assurance that it will be strengthened within 3 months time.
- **The Committee recommends approval of US\$ 108.0 billion for acquiring additional equity shares in Atiak Sugar Works and that Governance and all internal control mechanisms of Atiak Sugar Works are strengthened within 3 months;**
- **Stimulus package for UDC:** US\$ 17.9 Billion is required for acquisition of shares for Government in Private construction companies in order to strategically intervene in the construction industry and retain resources in the domestic economy as a way of developing local capacity in the construction sector. However, the Committee observed that UDC is at initial stages of assessment of a few companies and as such is not yet ready for the implementation and final decision on the said idea. **The Committee therefore stays approval of these funds until the final appraisals have been concluded.**
- **Rent for new office premises:** The Ministry requires a provision for rent amounting to US\$ 5 billion annually to enable it shift from Farmers house building that has become dilapidated and unsuitable. **The Committee recommends approval of US\$ 5.0 billion for rent of new office premises.**

- The Committee observes that the immediate needs of the Soroti fruit factory are Weigh Bridge costing Ushs 0.3 billion and a PET Packaging line costing UShs 5.2 billion. **The Committee therefore recommends approval of Ushs 5.5 billion for Soroti fruit factory.**
- The Committee observed that Ushs 16 billion initially meant for value addition of Cassava production in Gulu, Lira and West Nile was utilized for transporting excess sugar cane from Busoga sub-region to Atiak sugar factory. **The Committee therefore recommends approval of UShs 16 billion for value addition of Cassava production in Gulu, Lira and West Nile.**
- The Committee was informed by the Minister of Finance, Planning and Economic Development that the proposed request of UShs 4 billion for Kilembe Mines through UDC was erroneous. **In this regard, the Committee recommends that UShs 4 billion is transferred to the Privatisation Unit (PU) under Vote 008-Ministry of Finance, Planning and Economic Development.**
- **The Committee recommends approval of UShs 17.5 billion to the Ministry for compensation of various cooperatives (Bugisu Cooperative Union-Ushs 2bn, Teso Cooperative Union-Ushs 2bn, Jinja Multipurpose Cooperative Union -Ushs 1bn, UCTU-Ushs 2bn, West Mengo Cooperative Union -Ushs 2bn, Bumwambu Cooperative Union-UShs 2bn, South Bukedi Cooperative Union – Ushs 2bn, Lango Cooperative Union – UShs 2.5 billion.); and Ushs 2 billion to support the revamping of Cooperative Unions.**

5.47 Vote 016 – Ministry of Works and Transport

UShs 224.53 billion is required by the Vote as follows:

- **UShs 184.823 billion** to cater for emergency repairs on the Malaba-Kampala Railway line under the contract between Uganda Railways Corporation and China Railways and Bridge Corporation (CRBC); and
- **UShs 29.7 billion** is for construction of roads to MMP Industrial Park in Buikwe.

- **UShs 10 billion** for emergency repairs of roads affected by heavy rains

The Committee recommends approval of UShs 224.53 billion to Ministry of Works and Transport.

5.48 Vote 017 – Ministry of Energy and Mineral Development

UShs 144.66 billion is required by the Vote as follows:

- **UShs 36.81 billion** is to cater for contractual obligations with Electromaxx and Jacobsen on the Thermal Power Capacity Charges. Failure to pay for capacity charges is tantamount to breach of contract, which may lead to litigation and attendant cost to GOU, and **UShs 29.0 billion** to settle outstanding obligations (arrears) to Jacobsen Elektra AS of Norway for the Thermal Power Plant at Namanve, to enable Government to take over the Plant;
- **UShs 30.0 billion** is for the Resettlement Action Plan (RAP) for the Refined Products Pipeline to undertake acquisition of land, construction of necessary resettlement infrastructure and implementation of proposed livelihood restoration programmes;
- **UShs 23.0 billion** is for Deemed Energy obligations for evacuation of power from Agago and Achwa dams;
- **UShs 18.0 billion** is for acquisition and compensation of Project Affected Persons for land for Karuma dam reservoir to enable pre-commissioning tests for the plant;
- **UShs 6.0 billion** is to repair the electrical wiring system, relocation of transformers at Amber house which are obsolete, and emergency civil works.
- **UShs 1.2 billion** is for the Air borne survey in Karamoja in order to map out the minerals in Karamoja Region; and
- **UShs 0.65 billion** to facilitate the process of eviction of Artisan Miners, following consultation with stakeholders to allow the investor, Kisiita Mining Company Ltd take over the Mine after being granted a mining lease to carry out prospecting, exploration and mining of gold.

The Committee recommends approval of UShs 144.66 billion to Ministry of Energy and Mineral Development for the above mentioned activities in the Sector.

5.49 Vote 018 – Ministry of Gender, Labour and Social Development

UShs 10.754 billion is required by the Vote is required as follows:

- **UShs 7.754 billion** to support to Artists by conducting E-concerts in a bid to mitigate the effects of the lockdown on the Artists; and
- **UShs 3.0 billion** to facilitate preparatory activities for implementation of the Parish Development Model. This is required to facilitate mindset change, community mobilization and cross cutting issues.

The Committee recommends approval of UShs 10.754 billion to Ministry of Gender, Labour and Social Development.

5.50 Vote 019 – Ministry of Water and Environment

UShs 27.773 billion is required by the Vote to clear outstanding certificates for implementation of the Water Management Development Project (WMDP) under National Water and Sewerage Corporation. This is required to ensure successful financial closure of the contracts for Arua and Gulu projects, hence avoid any possible litigation and escalation of costs due to delayed payments.

The Committee recommends approval of UShs 27.773 billion to Ministry of Water and Environment for National Water and Sewerage Corporation.

5.51 Vote 021 – Ministry of East African Community Affairs

UShs 4.9 billion is required to cater for a shortfall in non-wage recurrent.

The Committee recommends approval of UShs 4.9 billion to Ministry of East African Community Affairs.

5.52 Vote 102 – Electoral Commission

UShs 35.0 billion is required by the Vote as funding for Political Parties as required under Inter Party Organisation for Dialogue (IPOD).

The Committee recommends approval of UShs 35.0 billion to Electoral Commission for payment to political Parties.

[Handwritten signatures and initials are present below the text, including "AK", "Sim", "27", "3", "MIM", and others.]

5.53 Vote 111 – Busitema University

UShs 2.152 billion is required to enable the Vote cover the shortfalls on living out allowances arising from increase in Government sponsored students.

The Committee recommends approval of UShs 2.152 billion to Busitema University.

5.54 Vote 113 – Uganda National Roads Authority

The Committee observes that a total of **UShs 35.421 billion** is required by the Vote as follows:

- **UShs 30.268 billion** is external financing to enable clearance of outstanding Interim Payment Certificates for the Kampala Northern Bypass Phase II Project. This is required following confirmation of the rechanneling of the disbursed balance of Euro 7,206,735.7 on Mbarara Northern Bypass to the Kampala Northern Bypass Phase II Project); and
- **UShs 0.042 billion** is needed for payment to UEDCL as compensation for property affected during the construction of Acholibur-Musingo Road.
- **UShs 5.11 billion** for upgrade of Namusi Kapchorwa Road Phase II project (rehabilitation of Buyaga-Buluganya Road and low cost Nampanga KwariKwari-Kongunga Odello Market Road)

The Committee recommends approval of UShs 35.421 billion to Uganda National Roads Authority for the above activities.

5.55 Vote 114 – Uganda Cancer Institute

UShs 104.2 billion is required by the Vote of which **UShs 5.2 billion** is to meet the shortfalls on operationalisation of the National Cancer Reference Laboratory at the Uganda Cancer Institute and **UShs 99.0 billion** is for procurement of medical equipment for diagnosis and treatment services as well as commencing on establishment regional oncology centers.

The Committee recommends approval of UShs 104.2 billion to Uganda Cancer Institute.

5.56 Vote 117 – Uganda Tourism Board

UShs 0.182 billion is required for participation in the Uganda National Day, Uganda Tourism Week, Uganda Night and the Uganda Tourism Road Show at the Dubai Expo 2020.

The Committee recommends approval of UShs 0.182 billion to Uganda Tourism Board for Dubai Expo 2020 activities.

5.57 Vote 122 – Kampala Capital City Authority (KCCA)

UShs 4.0 billion is provided with funds for COVID-19 interventions in FY 2020/21 however, the Vote did not fully utilize the funds and disbursed the funds to the UCF in FY 2021/22. KCCA is therefore requesting that the funds be availed this FY to mitigate COVID-19 and support interventions by the Vote.

The Committee recommends approval of UShs 4.0 billion to Kampala Capital City Authority to purchase Ambulances to support COVID-19 interventions.

5.58 Vote 127 – Muni University

UShs 2.8 billion is required by the Vote to enable the Vote to cover living out allowances for Government sponsored students as well as other recurrent activities.

The Committee recommends approval of UShs 2.8 billion to Muni University.

5.59 Vote 132 – Education Service Commission

UShs 8.3 billion is required by the Vote to facilitate the recruitment of staff for the newly constructed seed secondary schools across the Country.

The Committee recommends approval of UShs 8.3 billion to Education Service Commission.

5.60 Vote 136 – Makerere University

UShs 24.365 billion is required as follows: **UShs 21.0 billion** to support the University reconstruct the main building; and **UShs 3.365 billion** to enable the Vote cover the shortfalls on living out allowances arising from an increase in Government sponsored students.

The Committee recommends approval of UShs 24.365 billion to Makerere University.

5.61 Vote 137 – Mbarara University of Science and Technology

UShs 0.737 billion is required to cover the shortfall on the recurrent budget to facilitate teaching and training.

The Committee recommends approval of UShs 0.737 billion to Mbarara University of Science and Technology.

5.62 Vote 138 – Makerere University Business School

UShs 1.61 billion is required by the Vote for reinstatement of Capital Development Funds for ongoing construction of infrastructure facilities.

The Committee notes that the capital development funds of UShs 1.61 billion was already appropriated by Parliament and therefore there is no need for Parliament to reapprove these funds. The Ministry of Finance, Planning and Economic Development should release these funds to the Vote as appropriated.

5.63 Vote 139 – Kyambogo University

UShs 5.88 billion is required by the Vote for reinstatement of Capital Development Funds for ongoing construction of infrastructure facilities.

The Committee notes that the capital development funds of UShs 5.88 billion was already appropriated by Parliament and therefore there is no need for Parliament to reapprove these funds. The Ministry of Finance, Planning and Economic Development should release these funds to the Vote as appropriated.

5.64 Vote 140 – Uganda Management Institute

UShs 2.39 billion is required by the Vote for reinstatement of Capital Development Funds for ongoing construction of infrastructure facilities.

The Committee notes that the capital development funds of UShs 2.39 billion was already appropriated by Parliament and therefore there is no need for Parliament to reapprove these funds. The Ministry of Finance, Planning and Economic Development should release these funds to the Vote as appropriated.

5.65 Vote 141 - Uganda Revenue Authority

UShs 34.710 billion is required to finance procurements of the enhanced solution for Tax Revenue Management, the URA data Centre and the IT Disaster Recovery Platform which were not completed in FY 2020/21.

The Committee declines approval of UShs 34.71 billion to Uganda Revenue Authority to avoid duplication as NITAU already has already established a data centre for Government entities.

5.66 Vote 144 - Uganda Police Force

UShs 81.18 billion is required by the Vote to meet the operational shortfalls.

The Committee recommends approval UShs 81.18 billion of which UShs 60.18 billion for operational shortfalls and UShs 21 billion as classified expenditure recurrent.

5.67 Vote 145 – Uganda Prisons Service

UShs 11.775 billion is required by the Vote of which: **UShs 4.604 billion** to settle outstanding contractual obligations on the construction and equipping of Kitalya Mini-max Prison; and **UShs 7.171 billion** to procure blankets for prisoners given increase in the number of prisoners.

The Committee recommends approval of UShs 11.775 billion to Uganda Prisons Service.

5.68 Vote 146 – Public Service Commission

UShs 0.334 billion is required to facilitate the Vote recruit critical staff in Local Governments and Kampala Capital City Authority.

The Committee recommends approval of UShs 0.334 billion to Public Service Commission.

5.69 Vote 149 – Gulu University

UShs 6.07 billion is required by the Vote for reinstatement of Capital Development Funds for ongoing construction of infrastructure facilities.

The Committee notes that the capital development funds of UShs 6.07 billion was already appropriated by Parliament and therefore there is no need for Parliament to reapprove these funds. The

Ministry of Finance, Planning and Economic Development should release these funds to the Vote as appropriated.

5.70 Vote 153: Public Procurement and Disposal of Public Assets Authority

US\$ 0.722 billion is required by the Vote for funding for PPDA appeals tribunal.

The Committee recommends approval of US\$ 0.722 billion to PPDA.

5.71 Vote 155 – Uganda Cotton Development Organization

US\$ 5.0 billion is required by the Vote to facilitate emergency procurement of 700,000 units of assorted pesticides, 300 liters' off herbicides, 100 units' of power spray pumps and logistics i.e. distribution and handling expenses for controlling pests against the cotton crop.

The Committee recommends approval of US\$ 5.0 billion to Uganda Cotton Development Organization.

5.72 Vote 158 – Internal Security Organization

The Committee observed that there is need to finance emergency operations, intelligence collection, curtailing and neutralizing of prevailing emergencies that pose a threat to National Security.

The Committee recommends approval US\$ 31.0 billion of which US\$ 21.0 billion as classified recurrent and US\$ 10 billion for motor vehicles.

5.73 Vote 160 – Uganda Coffee Development Authority

US\$ 0.441 billion is required to facilitate the Vote to promote Uganda's coffee on the international scene/market, create and penetrate markets, identify new technologies that can be adopted for enhancement of Uganda's coffee industry and shape Uganda's coffee industry through interactions with potential investors at the Dubai Expo 2020.

The Committee recommends approval of US\$ 0.441 billion to Uganda Coffee Development Authority.

5.74 Vote 167 – Jinja Regional Referral Hospital

US\$ 0.134 billion is required by the Vote as external financing for the USAID funded Government to Government (G2G) project activities.

The Committee recommends approval of US\$ 0.134 billion to Jinja Regional Referral Hospital.

5.75 Vote 173 – Mbarara Regional Referral Hospital

US\$ 0.227 billion is required by the Vote as external financing for the USAID funded Government to Government (G2G) project activities.

The Committee recommends approval of US\$ 0.227 billion to Mbarara Regional Referral Hospital.

5.76 Various Missions

US\$ 12.535 billion is required by the Vote to meet budget shortfalls including staff retirement benefits, Social Security Contributions, medical expenses and domestic workers salary increment.

The Committee recommends approval of US\$ 12.535 billion to Various Missions as listed in the table 1 below.

Table 1: List of Missions

Vote Code	Vote Name	Recurrent (Shs Bn)	Development (Shs Bn)	Total (Shs Bn)
202	Mission in England	0.708	0.461	1.169
203	Mission in Canada	2.670	-	2.670
205	Mission in Egypt	1.007	-	1.007
211	Mission in Ethiopia	0.800	-	0.800
212	Mission in China	0.480	-	0.480
214	Mission in Geneva	0.517	-	0.517
221	Mission in DR Congo	0.576	-	0.576
225	Mission in Germany	0.680	-	0.680
226	Mission in Iran	0.250	-	0.250
229	Mission in Juba	3.443	-	3.443
231	Mission in Bujumbura	0.296	-	0.296
236	Consulate in Mombasa	0.647	-	0.647
	Grand Total	12.074	0.461	12.535

Source: MFPED

5.77 Vote 301 – Lira University

UShs 0.576 billion is required to enable the Vote cover living out allowances for Government sponsored students.

The Committee recommends approval of UShs 0.576 billion to Lira University.

5.78 Vote 306 – Uganda Export Promotion Board

UShs 3.577 billion is required by to facilitate export promotions and for the Dubai Expo 2020 and other to negotiate and sign business deals in partnership with the private sector.

The Committee recommends approval of UShs 3.577 billion to Uganda Export Promotion Board

5.79 Vote 307 – Kabale University

UShs 7.78 billion is required of which **UShs 6.65 billion** to support the University to accommodate the increased number of Government Sponsored Students and **UShs 1.13 billion** is required for reinstatement of Capital Development Funds for ongoing construction of infrastructure facilities.

The Committee recommends approval of UShs 6.65 billion to Kabale University to accommodate the increased number of Government Sponsored Students.

The Committee notes that the capital development funds of UShs 1.13 billion were already appropriated by Parliament and therefore there is no need for Parliament to reapprove these funds. The Ministry of Finance, Planning and Economic Development should release these funds to the Vote as appropriated.

5.80 Vote 308 – Soroti University

UShs 10.057 billion is required by the Vote of which **UShs 5.957 billion** is to enable the Vote cover shortfalls on Wage and **UShs 4.1 billion** is required for reinstatement of Capital Development Funds for ongoing construction of infrastructure facilities.

The Committee notes that the capital development funds of UShs 4.1 billion were already appropriated by Parliament and therefore there is no need for Parliament to reapprove these funds. The

Ministry of Finance, Planning and Economic Development should just release these funds to the Vote as appropriated.

5.81 Vote 310 – Uganda Investment Authority

UShs 0.428 billion is required by the Vote for the Dubai Expo 2020 to ensure that all investment leads at the Expo are attracted in the priority of the country.

The Committee recommends approval of UShs 0.428 billion to Uganda Investment Authority.

5.82 Vote 312 – Petroleum Authority of Uganda

UShs 30.0 billion is required by the Vote to meet operational shortfalls to monitor and regulate the Oil and Gas sector. Of which UShs 5 billion is required for recruitment of staff, UShs 2.5 billion is for staff training, UShs 1.65 billion for monitoring and regulation of licensed oil companies, UShs 3.05 billion for advisory services, and UShs 17.8 billion for expansion of a data center.

The Committee declines approval of UShs 17.8 billion for the data center to avoid duplication as NITAU has already established a data centre for Government entities.

The Committee recommends approval of UShs 12.2 billion to Petroleum Authority of Uganda for recruitment of staff, staff training, monitoring and regulation of licensed oil companies, and advisory services.

5.83 Vote 319 – National Council for Higher Education

UShs 3.650 billion is required to facilitate the implementation of the Integrated Information Management System (IIMS), carry out research on Higher Education to inform policy decisions as well as carry out quality assurance for Institutional and Programme accreditation, audit and monitoring for compliance to set standards in Universities and Tertiary institutions.

The Committee recommends approval of UShs 3.65 billion to National Council for Higher Education.

5.84 500 – Local Governments

UShs 223.873 billion is required for various local governments as follows:

- **UShs 104.599 billion** to meet Uganda Intergovernmental Fiscal Transfers (UGIFT) counterpart funding shortfalls to meet GoU commitments under various Local Government Votes and **UShs 5.2 billion** towards MoFPED for Routine oversight, systems strengthening and capacity development in line with the UGIFT Commitments-see **Annex 6**;
- **UShs 80.337 billion** as unspent funds in FY 2020/21 for the Uganda Intergovernmental Fiscal Transfers reform for the construction of Seed Secondary Schools and upgrade of Health Centre IIs to IIIs-see **Annex 7**;
- **UShs 29.3 billion** is required to facilitate operationalisation of the new sub-counties and Town Councils – see **Annex 4 & 5**;
- **UShs 0.445 billion** is required to cater for fifteen (15) Health Centre III (HC IIIs) erroneously missed out in the Budget for FY 2021/22; and – **Annex 3**
- **UShs 8.591 billion** is required to cover shortfalls in payment of Ex-gratia, Honoraria and Councilors' allowances in FY 2021/22. This is mainly attributed to creation of new sub-counties and Town Councils-**Annex 9**.
- **UShs 0.5 billion** is required for rehabilitation of Maziba Primary School which was destroyed by hailstorm.

The Committee recommends approval of UShs 223.873 to various Local Governments as mentioned above.

6.0 CONCLUSION

Rt. Honorable Speaker and Hon. Members, I request the House to consider the Committee's recommendations and approve the Supplementary Expenditures under Schedule No. 1 for FY 2021/22 as outlined in the table 2 below and detailed in the Annex I and 2 of the proposed Supply Schedules.

Table 2: Summary of Supplementary Expenditures to be supplied

	Recurrent (Ushs Bn.)	Development (Ushs Bn.)	Grand Total (Ushs Bn.)
Total	2,018,942,898,703	1,758,645,054,089	3,777,587,952,792

ANNEXES

ANNEX 1: RECURRENT SUPPLEMENTARY EXPENDITURE REQUESTS FOR SUPPLY

Vote Code	Vote Name	Amount (US\$)
001	Office of the President	26,399,499,715
002	State House	113,690,000,000
003	Office of the Prime Minister	65,477,000,000
004	Ministry of Defence and Veteran Affairs	556,415,766,156
005	Ministry of Public Service	1,540,698,210
006	Ministry of Foreign Affairs	2,500,000,000
007	Ministry of Justice and Constitutional Affairs	11,704,545,110
008	Ministry of Finance, Planning & Economic Dev't	123,580,000,000
009	Ministry of Internal Affairs	12,395,700,000
010	Ministry of Agriculture, Animal Industry & Fisheries	20,216,000,000
011	Ministry of Local Government	33,526,668,636
012	Ministry of Lands, Housing & Urban Development	52,740,000,000
013	Ministry of Education and Sports	54,060,000,000
014	Ministry of Health	123,133,919,965
015	Ministry of Trade, Industry and Cooperatives	160,096,904,000
017	Ministry of Energy and Mineral Development	7,850,000,000
018	Ministry of Gender, Labour and Social Development	64,156,000,000
020	Ministry of ICT and National Guidance	8,100,000,000
021	East African Community Affairs	4,900,000,000
102	Electoral Commission	35,000,000,000
111	Busitema University	2,152,000,000
112	Directorate of Ethics and Integrity	279,000,000
113	Uganda National Roads Authority	41,837,108
114	Uganda Cancer Institute	2,048,742,255
117	Uganda Tourism Board	181,616,000
118	Uganda Road Fund	3,000,000,000
120	National Citizenship and Immigration Control	864,219,396
127	Muni University	2,800,000,000
130	Treasury Operations	228,300,000,000
132	Education Service Commission	8,300,000,000

Vote Code	Vote Name	Amount (US\$)
136	Makerere University	3,365,000,000
137	Mbarara University	737,000,000
144	Uganda Police Force	100,190,885,659
145	Uganda Prisons	13,414,221,750
146	Public Service Commission	334,000,000
153	Public Procurement and Disposal of Public Assets Authority	722,000,000
155	Uganda Cotton Development Organisation	5,000,000,000
158	Internal Security Organisation (ISO)	25,764,350,501
159	External Security Organisation	1,110,756,422
160	Uganda Coffee Development Authority	441,042,000
163	Arua Referral Hospital	575,500,000
164	Fort Portal Referral Hospital	575,500,000
165	Gulu Referral Hospital	575,500,000
166	Hoima Referral Hospital	575,500,000
167	Jinja Referral Hospital	575,500,000
168	Kabale Referral Hospital	575,500,000
169	Masaka Referral Hospital	575,500,000
170	Mbale Referral Hospital	575,500,000
171	Soroti Referral Hospital	575,500,000
172	Lira Referral Hospital	575,500,000
173	Mbarara Referral Hospital	575,500,000
174	Mubende Referral Hospital	575,500,000
175	Moroto Referral Hospital	575,500,000
176	Naguru Referral Hospital	575,500,000
179	Entebbe Regional Referral Hospital	575,500,000
202	Mission in England	707,782,240
203	Mission in Canada	2,670,000,000
205	Mission in Egypt	1,007,018,250
211	Mission in Ethiopia	800,000,000
212	Mission in China	480,124,782
214	Mission in Geneva	517,404,653
221	Mission in DR Congo	576,000,000
224	Mission in France	1,175,938,104
225	Mission in Germany	679,974,554
226	Mission in Iran	250,000,000
229	Mission in Juba	3,443,179,550
230	Mission in Abu Dhabi	990,000,000

Handwritten signatures and marks at the bottom of the page, including a large signature on the left, a signature with the number 38 in the center, and several other signatures and initials on the right.

Vote Code	Vote Name	Amount (UShs)
231	Mission in Bujumbura	296,124,565
236	Consulate in Mombasa	647,300,000
301	Lira University	576,000,000
305	Directorate of Government Analytical Laboratory	231,000,000
306	Uganda Export Promotion Board	3,580,611,808
307	Kabale University	6,650,000,000
310	Uganda Investment Authority (UIA)	1,400,520,191
312	Petroleum Authority of Uganda	12,200,000,000
319	National Council for Higher Education	3,650,000,000
	Sub-Total	1,927,690,851,580
	Local Governments	
501	Adjumani District	284,400,000
502	Apac District	428,266,600
503	Arua District	252,800,000
504	Bugiri District	736,400,000
505	Bundibugyo District	716,767,291
506	Bushenyi District	528,533,300
507	Busia District	774,124,450
508	Gulu District	404,399,800
509	Hoima District	546,533,100
510	Iganga District	342,400,000
511	Jinja District	355,600,000
512	Kabale District	566,216,739
513	Kabarole District	434,958,345
514	Kaberamaido District	468,933,200
515	Kalangala District	188,800,000
517	Kamuli District	728,000,000
518	Kamwenge District	670,425,930
519	Kanungu District	821,346,500
520	Kapchorwa District	404,533,300
521	Kasese District	1,000,533,200
522	Katakwi District	739,333,100
523	Kayunga District	523,520,000
524	Kibaale District	388,266,600
525	Kiboga District	535,866,500
526	Kisoro District	605,200,000
527	Kitgum District	758,266,400
528	Kotido District	653,866,400

Vote Code	Vote Name	Amount (UShs)
529	Kumi District	656,799,800
530	Kyenjojo District	1,348,529,985
531	Lira District	592,133,200
532	Luwero District	649,600,000
533	Masaka District	222,800,000
534	Masindi District	637,466,500
535	Mayuge District	629,796,877
536	Mbale District	475,333,300
537	Mbarara District	542,000,000
538	Moroto District	351,066,600
539	Moyo District	464,533,200
540	Mpigi District	385,600,000
541	Mubende District	856,508,300
542	Mukono District	758,542,690
543	Nakapiripirit District	421,599,800
544	Nakasongola District	495,200,000
545	Nebbi District	673,999,800
546	Ntungamo District	1,164,878,527
547	Pader District	917,733,100
548	Pallisa District	574,533,200
549	Rakai District	739,866,600
550	Rukungiri District	448,000,000
551	Sembabule District	698,169,749
552	Sironko District	2,013,891,402
553	Soroti District	500,266,500
554	Tororo District	1,901,647,400
555	Wakiso District	485,731,114
556	Yumbe District	1,406,289,038
557	Butaleja District	477,200,000
558	Ibanda District	347,200,000
559	Kaabong District	819,559,112
560	Isingiro District	948,399,800
561	Kaliro District	539,200,000
562	Kiruhura District	587,092,485
563	Koboko District	408,400,000
564	Amolatar District	639,893,200
565	Amuria District	699,199,800
566	Manafwa District	1,218,266,300

Vote Code	Vote Name	Amount (US\$)
567	Bukwo District	803,999,800
568	Mityana District	613,558,110
569	Nakaseke District	332,360,195
570	Amuru District	614,159,973
571	Budaka District	624,496,000
572	Oyam District	792,668,000
573	Abim District	707,599,900
574	Namutumba District	808,266,500
575	Dokolo District	493,600,000
576	Buliisa District	351,200,000
577	Maracha District	845,733,100
578	Bukedea District	616,399,700
579	Bududa District	1,282,386,400
580	Lyantonde District	286,000,000
581	Amudat District	571,270,719
582	Buikwe District	236,800,000
583	Buyende District	672,666,500
584	Kyegegwa District	1,109,479,800
585	Lamwo District	648,799,800
586	Otuke District	641,733,300
587	Zombo District	550,800,000
588	Alebtong District	811,762,600
589	Bulambuli District	945,724,824
590	Buvuma District	333,600,000
591	Gomba District	407,599,900
592	Kiryandongo District	571,184,197
593	Luuka District	472,400,000
594	Namayingo District	372,400,000
595	Ntoroko District	223,600,000
596	Serere District	412,400,000
597	Kyankwanzi District	810,071,300
598	Kalungu District	257,200,000
599	Lwengo District	434,200,000
600	Bukomansimbi District	433,733,300
601	Mitooma District	750,382,237
602	Rubirizi District	290,740,412
603	Ngora District	511,826,160
604	Napak District	624,027,100

Vote Code	Vote Name	Amount (UShs)
605	Kibuku District	762,666,400
606	Nwoya District	329,733,300
607	Kole District	534,400,000
608	Butambala District	306,400,000
609	Sheema District	300,400,000
610	Buhweju District	484,399,900
611	Agago District	1,198,919,800
612	Kween District	734,470,066
613	Kagadi District	1,522,653,000
614	Kakumiro District	884,214,322
615	Omoro District	621,199,800
616	Rubanda District	929,966,000
617	Namisindwa District	1,387,830,530
618	Pakwach District	655,662,100
619	Butebo District	828,199,469
620	Rukiga District	267,200,000
621	Kyotera District	402,544,062
622	Bunyangabu District	364,533,300
623	Nabilatuk District	188,400,000
624	Bugweri District	208,000,000
625	Kasanda District	602,163,200
626	Kwania District	422,799,900
627	Kapelebyong District	436,400,000
628	Kikuube District	284,400,000
629	Obongi District	300,217,856
630	Kazo District	288,400,000
631	Rwampara District	446,800,000
632	Kitagwenda District	533,199,900
633	Madi-Okollo District	364,800,000
634	Karenga District	358,360,084
635	Kalaki District	405,500,000
636	Terego District	300,400,000
752	Entebbe Municipal Council	159,600,000
757	Kabale Municipal Council	129,600,000
762	Moroto Municipal Council	104,800,000
764	Tororo Municipal Council	412,800,000
770	Kasese Municipal Council	123,200,000
772	Mukono Municipal Council	131,600,000

Vote Code	Vote Name	Amount (UShs)
773	Iganga Municipal Council	113,200,000
774	Masindi Municipal Council	158,760,000
775	Ntungamo Municipal Council	110,000,000
776	Busia Municipal Council	109,600,000
777	Bushenyi- Ishaka Municipal Council	131,200,000
778	Rukungiri Municipal Council	134,400,000
779	Nansana Municipal Council	353,200,000
780	Makindye-Ssabagabo Municipal Council	356,740,000
781	Kira Municipal Council	353,540,000
782	Kisoro Municipal Council	109,600,000
783	Mityana Municipal Council	188,034,944
784	Kitgum Municipal Council	117,200,000
785	Koboko Municipal Council	114,400,000
786	Mubende Municipal Council	318,520,000
787	Kumi Municipal Council	222,400,000
788	Lugazi Municipal Council	200,000,000
789	Kamuli Municipal Council	132,000,000
790	Kapchorwa Municipal Council	191,901,670
791	Ibanda Municipal Council	229,906,814
792	Njeru Municipal Council	154,400,000
793	Apac Municipal Council	207,920,000
794	Nebbi Municipal Council	118,400,000
795	Bugiri Municipal Council	107,600,000
796	Sheema Municipal Council	191,200,000
797	Kotido Municipal Council	217,822,000
851	Arua city	690,064,832
852	Mbarara city	224,800,000
853	Gulu city	201,200,000
854	Jinja city	206,400,000
855	Fort-Portal city	228,400,000
856	Mbale city	608,266,944
857	Masaka city	180,400,000
858	Lira city	315,688,969
859	Soroti city	207,600,000
860	Hoima city	208,400,000
	Sub-Total Local Gov'ts	91,252,047,123
TOTAL RECURRENT		2,018,942,898,703

ANNEX 2: DEVELOPMENT SUPPLEMENTARY EXPENDITURE REQUESTS FOR SUPPLY

Vote Code	Vote Name	Amount (Ushs)
001	Office of the President	177,583,450,000
002	State House	50,400,000,000
003	Office of the Prime Minister	179,933,100,000
006	Ministry of Foreign Affairs	500,000,000
008	Ministry of Finance, Planning & Economic Dev.	34,399,311,609
010	Ministry of Agriculture, Animal Industry & Fisheries	75,000,000,000
011	Ministry of Local Government	38,523,529,630
012	Ministry of Lands, Housing & Urban Development	45,000,000,000
013	Ministry of Education and Sports	123,550,000,000
014	Ministry of Health	235,961,706,162
015	Ministry of Trade, Industry and Cooperatives	2,800,000,000
016	Ministry of Works and Transport	224,582,918,385
017	Ministry of Energy and Mineral Development	165,760,000,000
018	Ministry of Gender, Labour and Social Development	98,000,000
019	Ministry of Water and Environment	27,773,411,943
021	East African Community	1,200,000,000
112	Directorate of Ethics and Integrity	550,000,000
113	Uganda National Roads Authority	35,378,289,940
114	Uganda Cancer Institute	104,200,000,000
122	Kampala Capital City Authority	4,000,000,000
136	Makerere University	21,000,000,000
145	Uganda Prisons	4,604,177,293
158	Internal Security Organisation (ISO)	10,000,000,000
167	Jinja Referral Hospital	134,232,147
173	Mbarara Referral Hospital	227,069,034
202	Mission in England	460,800,000
308	Soroti University	5,957,000,000
310	Uganda Investment Authority (UIA)	4,027,696,809
	Subtotal	1,573,604,692,952
	Local Governments	
501	Adjumani District	2,706,172,781

Vote Code	Vote Name	Amount (Ushs)
502	Apac District	455,289,977
503	Arua District	722,501,259
504	Bugiri District	1,474,114,039
505	Bundibugyo District	1,094,641,168
506	Bushenyi District	1,402,879,470
507	Busia District	892,777,590
508	Gulu District	1,168,789,019
509	Hoima District	631,000,962
510	Iganga District	996,748,216
511	Jinja District	894,646,701
512	Kabale District	2,093,635,133
513	Kabarole District	3,306,798,829
514	Kaberamaido District	366,325,034
515	Kalangala District	1,137,666,386
517	Kamuli District	3,561,544,960
518	Kamwenge District	805,031,497
519	Kanungu District	2,549,449,572
520	Kapchorwa District	423,785,080
521	Kasese District	2,070,482,803
522	Katakwi District	574,191,217
523	Kayunga District	3,297,236,076
524	Kibaale District	1,085,619,587
525	Kiboga District	1,429,703,859
526	Kisoro District	1,480,223,251
527	Kitgum District	1,518,154,497
528	Kotido District	346,384,495
529	Kumi District	1,240,996,454
530	Kyenjojo District	3,137,843,416
531	Lira District	841,787,842
532	Luwero District	1,505,770,325
533	Masaka District	552,194,688
534	Masindi District	2,628,972,894
535	Mayuge District	2,310,154,296
536	Mbale District	1,425,126,761
537	Mbarara District	426,311,396
538	Moroto District	301,239,831
539	Moyo District	344,732,634
540	Mpigi District	870,222,986

Vote Code	Vote Name	Amount (Ushs)
541	Mubende District	1,556,889,488
542	Mukono District	1,491,433,623
543	Nakapiripirit District	905,454,122
544	Nakasongola District	824,784,031
545	Nebbi District	1,642,000,642
546	Ntungamo District	3,479,542,230
547	Pader District	726,400,248
548	Pallisa District	1,143,226,394
549	Rakai District	1,163,345,223
550	Rukungiri District	1,631,517,169
551	Sembabule District	1,044,695,907
552	Sironko District	678,488,572
553	Soroti District	1,034,738,299
554	Tororo District	2,045,009,830
555	Wakiso District	2,101,029,010
556	Yumbe District	3,344,441,539
557	Butaleja District	888,223,582
558	Ibanda District	1,233,487,546
559	Kaabong District	510,790,774
560	Isingiro District	1,951,076,124
561	Kaliro District	1,801,801,345
562	Kiruhura District	2,202,664,730
563	Koboko District	1,272,176,359
564	Amolatar District	1,989,279,078
565	Amuria District	953,618,410
566	Manafwa District	2,367,023,380
567	Bukwo District	2,099,310,586
568	Mityana District	1,905,008,255
569	Nakaseke District	1,966,956,638
570	Amuru District	669,083,070
571	Budaka District	2,472,930,157
572	Oyam District	1,248,950,773
573	Abim District	746,239,620
574	Namutumba District	1,015,775,840
575	Dokolo District	800,421,007
576	Buliisa District	299,865,660
577	Maracha District	612,372,822
578	Bukedea District	1,624,972,542

Vote Code	Vote Name	Amount (Ushs)
579	Bududa District	2,009,348,477
580	Lyantonde District	328,387,558
581	Amudat District	343,228,352
582	Buikwe District	823,041,366
583	Buyende District	1,147,215,514
584	Kyegegwa District	1,673,177,350
585	Lamwo District	1,405,294,359
586	Otuke District	951,419,095
587	Zombo District	687,377,200
588	Alebtong District	1,453,129,957
589	Bulambuli District	1,790,985,173
590	Buvuma District	396,699,226
591	Gomba District	597,116,447
592	Kiryandongo District	783,502,277
593	Luuka District	1,356,848,013
594	Namayingo District	1,311,708,846
595	Ntoroko District	1,061,360,588
596	Serere District	1,048,767,102
597	Kyankwanzi District	842,719,109
598	Kalungu District	531,517,934
599	Lwengo District	1,028,254,100
600	Bukomansimbi District	395,154,787
601	Mitooma District	1,393,064,680
602	Rubirizi District	1,694,535,423
603	Ngora District	484,830,933
604	Napak District	1,419,153,027
605	Kibuku District	2,506,776,552
606	Nwoya District	1,382,630,204
607	Kole District	914,577,855
608	Butambala District	500,504,686
609	Sheema District	1,336,202,028
610	Buhweju District	2,610,972,327
611	Agago District	3,107,354,526
612	Kween District	2,158,347,842
613	Kagadi District	2,606,610,804
614	Kakumiro District	2,225,297,689
615	Omoro District	466,202,945
616	Rubanda District	1,012,034,861

Vote Code	Vote Name	Amount (Ushs)
617	Namisindwa District	1,404,649,783
618	Pakwach District	466,073,316
619	Butebo District	649,702,821
620	Rukiga District	1,173,065,731
621	Kyotera District	1,662,036,583
622	Bunyangabu District	1,837,147,262
623	Nabilatuk District	244,153,381
624	Bugweri District	399,591,866
625	Kasanda District	1,562,663,302
626	Kwania District	484,547,899
627	Kapelebyong District	271,282,779
628	Kikuube District	946,550,740
629	Obongi District	807,699,591
630	Kazo District	568,394,417
631	Rwampara District	425,251,191
632	Kitagwenda District	494,484,414
633	Madi-Okollo District	631,688,660
634	Karenga District	206,253,780
635	Kalaki District	314,234,686
636	Terego District	791,549,921
752	Entebbe Municipal Council	160,014,820
757	Kabale Municipal Council	250,010,203
758	Lira City	321,438,864
759	Masaka City	272,167,435
761	Mbarara MC	8,704,611
762	Moroto Municipal Council	77,362,122
764	Tororo Municipal Council	135,582,306
770	Kasese Municipal Council	244,776,728
772	Mukono Municipal Council	267,007,136
773	Iganga Municipal Council	138,578,337
774	Masindi Municipal Council	247,783,021
775	Ntungamo Municipal Council	59,081,151
776	Busia Municipal Council	123,619,544
777	Bushenyi- Ishaka Municipal Council	178,430,693
778	Rukungiri Municipal Council	89,215,036
779	Nansana Municipal Council	517,324,814
780	Makindye-Ssabagabo Municipal Council	420,343,476
781	Kira Municipal Council	432,194,437

Handwritten signatures and initials are present below the table, including:

- W/
- SM
- AK
- MM
- Various other illegible signatures and initials.

Vote Code	Vote Name	Amount (Ushs)
782	Kisoro Municipal Council	68,988,302
783	Mityana Municipal Council	198,606,678
784	Kitgum Municipal Council	242,761,947
785	Koboko Municipal Council	103,476,929
786	Mubende Municipal Council	252,671,748
787	Kumi Municipal Council	151,701,583
788	Lugazi Municipal Council	198,159,063
789	Kamuli Municipal Council	209,381,366
790	Kapchorwa Municipal Council	160,462,326
791	Ibanda Municipal Council	244,538,428
792	Njeru Municipal Council	315,664,176
793	Apac Municipal Council	510,721,740
794	Nebbi Municipal Council	68,078,052
795	Bugiri Municipal Council	127,274,404
796	Sheema Municipal Council	250,158,227
797	Kotido Municipal Council	260,772,619
851	Arua city	889,718,138
852	Mbarara city	477,450,151
853	Gulu city	482,377,868
854	Jinja city	533,454,276
855	Fort-Portal city	360,098,827
856	Mbale city	726,197,032
857	Masaka city	484,622,680
858	Lira city	535,811,911
859	Soroti city	252,693,747
860	Hoima city	348,341,241
	Sub-total Local Gov't	185,040,361,137
TOTAL DEVELOPMENT		1,758,645,054,089

ANNEX 3: OPERATIONALIZATION OF HEALTH CENTRE IIIs

VOTE CODE	VOTE NAME	HEALTH FACILITY	AMOUNT -UShs
513	Kabarole District	Iruhura HC III	16,025,045
530	Kyenjojo District	Kataraza HC III	28,618,158
535	Mayuge District	Mayuge HC IV	129,437,771
581	Amudat District	Kosike HC III	17,270,919
559	Kaabong District	Kamion HC III	27,564,204
559	Kaabong District	Kaimese HC III	27,564,204
559	Kaabong District	Loyoro HC III	27,564,204
568	Mityana District	Mpongo HCIII	10,558,110
589	Bulambuli District	Bugudo	15,093,024
602	Rubirizi District	Munyonyi HC II	11,770,206
602	Rubirizi District	Ndangaro HC III	11,770,206
614	Kakumiro District	Masaka HC III	24,965,425
634	karenga District	Lobalangat HC III	17,160,084
790	Kapchorwa Municipal Council	Tigrim HC III	8,701,670
858	Lira City	Ober HC IV	71,288,969
TOTAL			445,352,199

ANNEX 4: FUNDING FOR OPERATIONALIZATION OF NEW SUBCOUNTIES

VOTE CODE	VOTE CODE	NEW SUB COUNTY	AMOUNT -UShs
573	Abim District	ATUNGA	31,333,300
573	Abim District	CAMKOK	31,333,300
573	Abim District	OPOPONGO	31,333,300
611	Agago District	AGENGO	31,333,300
611	Agago District	AJALI	31,333,300
611	Agago District	GEREGERE	31,333,300
611	Agago District	KUYWEE	31,333,300
611	Agago District	LAPEREBONG	31,333,300
611	Agago District	LIRA KATO	31,333,300
588	Albetong District	ADWIR	31,333,300
588	Albetong District	ANGETTA	31,333,300
564	Amolatar District	ABEJA	31,333,300
564	Amolatar District	ACII	31,333,300
564	Amolatar District	NALUBWOYO	31,333,300
564	Amolatar District	OPALI	31,333,300

VOTE CODE	VOTE CODE	NEW SUB COUNTY	AMOUNT -UShs
581	Amudat District	ABILIYEP	31,333,300
581	Amudat District	ACHORICHOR	31,333,300
581	Amudat District	KATABOK	31,333,300
581	Amudat District	KONGOROK	31,333,300
581	Amudat District	LOKALES	31,333,300
581	Amudat District	LOSIDOK	31,333,300
565	Amuria District	ABIA	31,333,300
565	Amuria District	ACINGA	31,333,300
565	Amuria District	ALITO	31,333,300
565	Amuria District	AMOLO	31,333,300
565	Amuria District	OGONGORA	31,333,300
565	Amuria District	OLWA	31,333,300
570	Amuru District	GURU-GURU	31,333,300
570	Amuru District	LAKANG	31,333,300
570	Amuru District	LAYIMA	31,333,300
570	Amuru District	OPARA	31,333,300
570	Amuru District	POGO	31,333,300
502	Apac District	APOI	31,333,300
502	Apac District	TE-BOKE	31,333,300
579	Bududa District	BUFUMA	31,333,300
579	Bududa District	BUKIBINO	31,333,300
579	Bududa District	BUMWALUKANI	31,333,300
579	Bududa District	BUNABUTITI	31,333,300
579	Bududa District	BUNATSAMI	31,333,300
579	Bududa District	BUNDESI	31,333,300
579	Bududa District	BUSIRIWA	31,333,300
579	Bududa District	MABONO	31,333,300
610	Buhweju District	BUHUNGA	31,333,300
610	Buhweju District	KYAHENDA	31,333,300
610	Buhweju District	RUBENGYE	31,333,300
578	Bukedea District	KOCHEKA	31,333,300
578	Bukedea District	ALIGOI	31,333,300
578	Bukedea District	AMINIT	31,333,300
578	Bukedea District	KABARWA	31,333,300
578	Bukedea District	KAMUTUR	31,333,300
578	Bukedea District	KANGOLE	31,333,300
578	Bukedea District	KOENA	31,333,300

VOTE CODE	VOTE CODE	NEW SUB COUNTY	AMOUNT -UShs
578	Bukedea District	KOMUGE	31,333,300
578	Bukedea District	KWARIKWAR	31,333,300
600	Bukomansimbi District	BUKANGO	31,333,300
567	Bukwo District	AMANANG	31,333,300
567	Bukwo District	BRIM	31,333,300
567	Bukwo District	KAPKOROS	31,333,300
567	Bukwo District	KAPSARUR	31,333,300
567	Bukwo District	LWONGON	31,333,300
567	Bukwo District	MUTUSHET	31,333,300
589	Bulambuli District	BUFUMBO	31,333,300
589	Bulambuli District	BUMUFUNI	31,333,300
589	Bulambuli District	BUNALWERE	31,333,300
589	Bulambuli District	BUWANYANGA	31,333,300
589	Bulambuli District	NABIWUTULU	31,333,300
589	Bulambuli District	SOTTI	31,333,300
505	Bundibugyo District	MBATYA	31,333,300
505	Bundibugyo District	NGITE	31,333,300
622	Bunyangabu District	BUKARA	31,333,300
506	Bushenyi District	NKANGA	31,333,300
619	Butebo District	KABELAI	31,333,300
619	Butebo District	KACHURU	31,333,300
619	Butebo District	KADOKOLENE	31,333,300
619	Butebo District	KANYUM	31,333,300
619	Butebo District	KAPUNYASI	31,333,300
619	Butebo District	MAIZIMASA	31,333,300
619	Butebo District	PUTTI	31,333,300
583	Buyende District	BUYANJA	31,333,300
583	Buyende District	GUMPI	31,333,300
583	Buyende District	IRUNDU	31,333,300
583	Buyende District	NDOLWA	31,333,300
583	Buyende District	NGANDHO	31,333,300
591	Gomba District	KIFAMPA	31,333,300
591	Gomba District	KYAYI	31,333,300
591	Gomba District	TTABA-BBINZI	31,333,300
508	Gulu District	LALIYA	31,333,300
508	Gulu District	OMEL	31,333,300
508	Gulu District	OWALO	31,333,300

Handwritten signatures and marks at the bottom of the page, including a large 'N' and various scribbles.

VOTE CODE	VOTE CODE	NEW SUB COUNTY	AMOUNT -UShs
508	Gulu District	OWOO	31,333,300
508	Gulu District	PAIBONA	31,333,300
508	Gulu District	PUKONY	31,333,300
509	Hoima District	BOMBO	31,333,300
509	Hoima District	BURARU	31,333,300
509	Hoima District	KABAALE	31,333,300
509	Hoima District	KAPAAPI,	31,333,300
509	Hoima District	KIGANJA	31,333,300
509	Hoima District	KIJONGO	31,333,300
509	Hoima District	KISUKUMA	31,333,300
560	Isingiro District	KAMUBEIZI	31,333,300
560	Isingiro District	NTUNGU	31,333,300
560	Isingiro District	RUYANGA	31,333,300
560	Isingiro District	RWANJOGYERA	31,333,300
560	Isingiro District	KAGARAMA	31,333,300
560	Isingiro District	RWETANGO	31,333,300
559	Kaabong District	KAKWANGA	31,333,300
559	Kaabong District	MORUNGOLE	31,333,300
559	Kaabong District	TIMU	31,333,300
559	Kaabong District	LOBONGIA	31,333,300
559	Kaabong District	LOLELIA	31,333,300
513	Kabarole District	RWENGAJU	31,333,300
514	Kaberaido District	OCHELAKUR	31,333,300
514	Kaberaido District	OGWOLO	31,333,300
514	Kaberaido District	OKILE	31,333,300
514	Kaberaido District	ORIAMO	31,333,300
613	Kagadi District	GALIBOLEKA	31,333,300
613	Kagadi District	MAIRIRWE,	31,333,300
613	Kagadi District	NYABUTANZI	31,333,300
613	Kagadi District	NYAKARONGO	31,333,300
613	Kagadi District	ISUNGA	31,333,300
613	Kagadi District	KAMUROZA	31,333,300
613	Kagadi District	KANYABEEBE	31,333,300
613	Kagadi District	KICUURA	31,333,300
613	Kagadi District	KIRYARUGOJO	31,333,300
613	Kagadi District	BUHUMULIRO	31,333,300
614	Kakumiro District	KIBIJJO	31,333,300

VOTE CODE	VOTE CODE	NEW SUB COUNTY	AMOUNT -UShs
614	Kakumiro District	KIKOORA	31,333,300
614	Kakumiro District	KYABASAJA	31,333,300
614	Kakumiro District	MWITANZIGE	31,333,300
518	Kamwenge District	KABUYE	31,333,300
518	Kamwenge District	NTONWA	31,333,300
519	Kanungu District	BUGONGI	31,333,300
519	Kanungu District	KAYUNGWE	31,333,300
519	Kanungu District	KIHANDA	31,333,300
519	Kanungu District	KIHEMBE	31,333,300
519	Kanungu District	KYESHERO	31,333,300
520	Kapchorwa District	KWOTI	31,333,300
521	Kasese District	KAHOKYA	31,333,300
521	Kasese District	KITABU	31,333,300
521	Kasese District	MBUNGA	31,333,300
521	Kasese District	NYAKABINGO	31,333,300
522	Katakwi District	AKOBOI	31,333,300
522	Katakwi District	AMUSIA	31,333,300
522	Katakwi District	GETOM	31,333,300
522	Katakwi District	ANGODINGOD	31,333,300
522	Katakwi District	GUYAGUYA	31,333,300
522	Katakwi District	OKORE,	31,333,300
522	Katakwi District	OKULONYO	31,333,300
524	Kibaale District	KAYANJA	31,333,300
524	Kibaale District	KYAKAZIHIRE	31,333,300
525	Kiboga District	KAYERA	31,333,300
525	Kiboga District	KYEKUMBYA	31,333,300
525	Kiboga District	KYOMYA	31,333,300
525	Kiboga District	NAKASOZI	31,333,300
525	Kiboga District	NKANDWA	31,333,300
605	Kibuku District	KENKEBU	31,333,300
605	Kibuku District	NABISWA	31,333,300
605	Kibuku District	GOLI-GOLI	31,333,300
605	Kibuku District	KAKUTU	31,333,300
605	Kibuku District	KITUTI	31,333,300
605	Kibuku District	LWATAMA	31,333,300
605	Kibuku District	NANDERE	31,333,300
605	Kibuku District	NANKODO	31,333,300

Handwritten signatures and marks at the bottom of the page, including a large signature on the left, a signature in the center, and a signature on the right. There are also various scribbles and initials.

VOTE CODE	VOTE CODE	NEW SUB COUNTY	AMOUNT -UShs
562	Kiruhura District	AKAYANJA	31,333,300
562	Kiruhura District	KYAMPANGARA	31,333,300
562	Kiruhura District	MIGINA	31,333,300
562	Kiruhura District	RWENSHANDE	31,333,300
562	Kiruhura District	RWETAMU	31,333,300
592	Kiryandongo District	DIIMA	31,333,300
592	Kiryandongo District	KICHWABUGINGO	31,333,300
592	Kiryandongo District	KYANKENDE	31,333,300
592	Kiryandongo District	MBOIRA	31,333,300
592	Kiryandongo District	NYAMAHASA	31,333,300
632	Kitagwenda District	KAKASI	31,333,300
632	Kitagwenda District	RUHUNGA	31,333,300
632	Kitagwenda District	RWENJAZA	31,333,300
527	Kitgum District	KITENY	31,333,300
527	Kitgum District	LABONGO AMIDA WEST	31,333,300
527	Kitgum District	LALANO	31,333,300
527	Kitgum District	MUCWINI EAST	31,333,300
527	Kitgum District	MUCWINI WEST	31,333,300
527	Kitgum District	NAMOKORA NORTH	31,333,300
527	Kitgum District	OMIYA ANYIMA WEST	31,333,300
527	Kitgum District	OROM EAST	31,333,300
528	Kotido District	KAMORU	31,333,300
528	Kotido District	KANAIR	31,333,300
528	Kotido District	KAPETA	31,333,300
528	Kotido District	LOKWAKIAL	31,333,300
528	Kotido District	LOLETIO	31,333,300
528	Kotido District	LONGAROE	31,333,300
528	Kotido District	MAARU	31,333,300
528	Kotido District	NAPUMPUM	31,333,300
529	Kumi District	KADAMI	31,333,300
529	Kumi District	KAKURES	31,333,300
529	Kumi District	KAMACHA	31,333,300
529	Kumi District	KANAPA	31,333,300
529	Kumi District	OGOOMA	31,333,300
529	Kumi District	TISAI	31,333,300
626	Kwania District	AKALI	31,333,300
626	Kwania District	ATONGTIDI	31,333,300

VOTE CODE	VOTE CODE	NEW SUB COUNTY	AMOUNT -UShs
626	Kwania District	AYABI	31,333,300
612	Kween District	KAPKWATA	31,333,300
612	Kween District	KASEKO	31,333,300
612	Kween District	SUNDET	31,333,300
612	Kween District	TUIKAT	31,333,300
597	Kyankwanzi District	BANDA	31,333,300
597	Kyankwanzi District	KIRYANNONGO	31,333,300
597	Kyankwanzi District	KISALA	31,333,300
597	Kyankwanzi District	MUWANGI	31,333,300
597	Kyankwanzi District	KIGANDO	31,333,300
584	Kyegegwa District	KYATEGA	31,333,300
584	Kyegegwa District	MIGAMBA	31,333,300
584	Kyegegwa District	MIGONGWE	31,333,300
584	Kyegegwa District	NKAAKWA	31,333,300
584	Kyegegwa District	NKANJA	31,333,300
584	Kyegegwa District	KIJONGOBYA	31,333,300
530	Kyenjojo District	KIGOYERA	31,333,300
530	Kyenjojo District	KITEGA	31,333,300
530	Kyenjojo District	NYAKISI	31,333,300
530	Kyenjojo District	BATALIKA	31,333,300
585	Lamwo District	ACEBA	31,333,300
585	Lamwo District	KATUM	31,333,300
585	Lamwo District	LOKUNG EAST	31,333,300
585	Lamwo District	PALABEK ABERA	31,333,300
585	Lamwo District	PALABEK NYIMUR	31,333,300
585	Lamwo District	POTIKA	31,333,300
531	Lira District	AWIODYEK	31,333,300
531	Lira District	AYAMI	31,333,300
531	Lira District	ITEK	31,333,300
531	Lira District	IWAL	31,333,300
566	Manafwa District	LWANJUSI	31,333,300
566	Manafwa District	NANGALWE	31,333,300
566	Manafwa District	BUKEWA	31,333,300
566	Manafwa District	BUKOMA	31,333,300
566	Manafwa District	BUKUSU	31,333,300
566	Manafwa District	BUNABWANA	31,333,300
566	Manafwa District	BUTIRU	31,333,300

VOTE CODE	VOTE CODE	NEW SUB COUNTY	AMOUNT -UShs
566	Manafwa District	BUTOOTO	31,333,300
566	Manafwa District	KAATO	31,333,300
566	Manafwa District	KIMALULI	31,333,300
566	Manafwa District	MAYANZA	31,333,300
577	Maracha District	AJIRA	31,333,300
577	Maracha District	ALIKUA	31,333,300
577	Maracha District	AWIZIRU	31,333,300
577	Maracha District	DRAMBU	31,333,300
577	Maracha District	NYADRI SOUTH	31,333,300
577	Maracha District	OBIBA	31,333,300
577	Maracha District	PARANGA	31,333,300
534	Masindi District	BIKONZI	31,333,300
534	Masindi District	KIJUJUMBWA	31,333,300
534	Masindi District	NYANTONZI	31,333,300
534	Masindi District	KIRULI	31,333,300
534	Masindi District	LABONGO	31,333,300
536	Mbale District	BUNAMBUTYE	31,333,300
601	Mitooma District	NYAKIZINGA	31,333,300
601	Mitooma District	KIGYENDE	31,333,300
601	Mitooma District	RWOBURUNGA	31,333,300
538	Moroto District	LOPUTUK	31,333,300
538	Moroto District	LOTISAN	31,333,300
539	Moyo District	PALORINYA	31,333,300
539	Moyo District	ALURU	31,333,300
539	Moyo District	EWAFWA	31,333,300
539	Moyo District	OTCE	31,333,300
541	Mubende District	KALONGA	31,333,300
541	Mubende District	KAMULI	31,333,300
541	Mubende District	KAYEBE	31,333,300
541	Mubende District	KIJJUNA	31,333,300
541	Mubende District	KIRUUMA	31,333,300
541	Mubende District	LUBIMBIRI	31,333,300
541	Mubende District	MBIRIZI	31,333,300
543	Nakapiripiriti District	KAAWACH	31,333,300
543	Nakapiripiriti District	LORENG	31,333,300
543	Nakapiripiriti District	NATIRAE	31,333,300
543	Nakapiripiriti District	KOSIKE	31,333,300

VOTE CODE	VOTE CODE	NEW SUB COUNTY	AMOUNT -UShs
543	Nakapiripiriti District	LEMUSUI	31,333,300
543	Nakapiripiriti District	TOKORA	31,333,300
617	Namisindwa District	BUMITYERO	31,333,300
617	Namisindwa District	BUWAMBWA	31,333,300
617	Namisindwa District	NABITSIKHI	31,333,300
617	Namisindwa District	NAMITSA	31,333,300
617	Namisindwa District	BUMUMALI	31,333,300
617	Namisindwa District	BUNGATI	31,333,300
617	Namisindwa District	BUWATUWA	31,333,300
617	Namisindwa District	MUKHUYU	31,333,300
574	Namutumba District	KAGULU	31,333,300
574	Namutumba District	BUGOBI	31,333,300
574	Namutumba District	KIZUBA	31,333,300
574	Namutumba District	NAWAIKONA	31,333,300
574	Namutumba District	KIWANYI	31,333,300
604	Napak District	APEITOLIM	31,333,300
604	Napak District	NABWAL	31,333,300
604	Napak District	PORON	31,333,300
545	Nebbi District	ACANA	31,333,300
545	Nebbi District	ALALA	31,333,300
545	Nebbi District	JUPANGIRA	31,333,300
545	Nebbi District	PADWOT	31,333,300
545	Nebbi District	POKWERO	31,333,300
545	Nebbi District	RAGEM	31,333,300
603	Ngora District	AGIRIGIROI	31,333,300
603	Ngora District	ATOOT	31,333,300
603	Ngora District	MORUKAKISE	31,333,300
603	Ngora District	ODWARAT	31,333,300
546	Ntungamo District	NYABUSHENYI	31,333,300
546	Ntungamo District	NYARUTUNTU	31,333,300
546	Ntungamo District	RUGARAMA NORTH	31,333,300
606	Nwoya District	PAMINYAI	31,333,300
615	Omoro District	ABUGA	31,333,300
615	Omoro District	ACET	31,333,300
615	Omoro District	AKIDI	31,333,300
615	Omoro District	AREMO	31,333,300
615	Omoro District	LABORA	31,333,300

VOTE CODE	VOTE CODE	NEW SUB COUNTY	AMOUNT -UShs
615	Omoro District	LAKWAYA	31,333,300
586	Otuke District	BARJOBI	31,333,300
547	Pader District	PAIULA	31,333,300
547	Pader District	POROGALI	31,333,300
547	Pader District	PUKOR	31,333,300
547	Pader District	TE-NAM	31,333,300
547	Pader District	AJAN	31,333,300
547	Pader District	BONGTIKO	31,333,300
547	Pader District	LUNYIRI	31,333,300
618	Pakwach District	DEI	31,333,300
548	Pallisa District	BOLISO	31,333,300
548	Pallisa District	KAUKURA	31,333,300
548	Pallisa District	OBOLISO	31,333,300
548	Pallisa District	OBUTET	31,333,300
549	Rakai District	KASANKARA	31,333,300
549	Rakai District	NANGOMA	31,333,300
551	Sembabule District	BULONGO	31,333,300
551	Sembabule District	KAWANDA	31,333,300
551	Sembabule District	KYEERA	31,333,300
551	Sembabule District	MABINDO	31,333,300
551	Sembabule District	MITIMA	31,333,300
551	Sembabule District	NABITANGA	31,333,300
551	Sembabule District	NAKASENYI	31,333,300
551	Sembabule District	KATWE	31,333,300
551	Sembabule District	MITETE	31,333,300
552	Sironko District	BUBBEZA	31,333,300
552	Sironko District	BUMULISHA	31,333,300
552	Sironko District	BUSAMAGA	31,333,300
552	Sironko District	BUSITA	31,333,300
552	Sironko District	DAHAMI	31,333,300
552	Sironko District	ELGON	31,333,300
552	Sironko District	KIKOBERO	31,333,300
552	Sironko District	LULENA	31,333,300
552	Sironko District	MAFUDU	31,333,300
552	Sironko District	BUGAMBI	31,333,300
552	Sironko District	LEJENYA	31,333,300
552	Sironko District	NAMAGULI	31,333,300

VOTE CODE	VOTE CODE	NEW SUB COUNTY	AMOUNT -UShs
552	Sironko District	NAMUGABWE	31,333,300
553	Soroti District	AUKOT	31,333,300
553	Soroti District	AWALIWAL	31,333,300
553	Soroti District	LALLE	31,333,300
553	Soroti District	OCOKICAN	31,333,300
553	Soroti District	OCULOI	31,333,300
554	Tororo District	KATAJULA	31,333,300
554	Tororo District	MWELLO	31,333,300
554	Tororo District	SONI	31,333,300
554	Tororo District	AKADOT	31,333,300
554	Tororo District	APETAI	31,333,300
554	Tororo District	KALIAT	31,333,300
554	Tororo District	KAYORO	31,333,300
554	Tororo District	MORUKATIP	31,333,300
554	Tororo District	NYANGOLE	31,333,300
554	Tororo District	OSIA	31,333,300
554	Tororo District	SIWA	31,333,300
554	Tororo District	SERE	31,333,300
554	Tororo District	NAWIRE	31,333,300
554	Tororo District	OJILAI	31,333,300
556	Yumbe District	ARAFA	31,333,300
556	Yumbe District	ARILO	31,333,300
556	Yumbe District	LORI	31,333,300
556	Yumbe District	ODRAVU WEST	31,333,300
556	Yumbe District	ARIA	31,333,300
556	Yumbe District	BIJO	31,333,300
556	Yumbe District	WANDI	31,333,300
TOTAL			11,749,987,500

ANNEX 5: FUNDING FOR OPERATIONALIZATION OF NEW TOWN COUNCILS

VOTE CODE	VOTE NAME	TOWN COUNCIL	AMOUNT (USHS)
573	Abim District	ABUK Town Council	50,000,000
573	Abim District	ALEREK Town Council	50,000,000
573	Abim District	KIRU Town Council	50,000,000
573	Abim District	MORULEM Town Council	50,000,000
573	Abim District	ORWAMUGE Town Council	50,000,000
501	Adjumani District	PAKELE Town Council	50,000,000
611	Agago District	ADILANG Town Council	50,000,000
611	Agago District	LAI MUTU Town Council	50,000,000
611	Agago District	LIRA PALWO Town Council	50,000,000
611	Agago District	WOL Town Council	50,000,000
588	Albetong District	ALOI Town Council	50,000,000
588	Albetong District	AMUGU Town Council	50,000,000
588	Albetong District	APALA Town Council	50,000,000
564	Amolatar District	ETAM Town Council	50,000,000
581	Amudat District	KARITA Town Council	50,000,000
565	Amuria District	ASAMUK Town Council	50,000,000
565	Amuria District	ORUNGO Town Council	50,000,000
565	Amuria District	WEA Town Council	50,000,000
570	Amuru District	ATIAK Town Council	50,000,000
570	Amuru District	ELEGU Town Council	50,000,000
570	Amuru District	PABBO Town Council	50,000,000
502	Apac District	ALITO Town Council	50,000,000
502	Apac District	AYABI Town Council	50,000,000
571	Budaka District	IKI-IKI Town Council	50,000,000
571	Budaka District	KACHOMO Town Council	50,000,000
571	Budaka District	KAMONKOLI Town Council	50,000,000
571	Budaka District	LYAMA Town Council	50,000,000
571	Budaka District	NABOA Town Council	50,000,000
579	Bududa District	KIKHOLO Town Council	50,000,000
579	Bududa District	KUUSHU Town Council	50,000,000
504	Bugiri District	BUSOWA Town Council	50,000,000
504	Bugiri District	BUWUNI Town Council	50,000,000
504	Bugiri District	MAYUGE Town Council	50,000,000
504	Bugiri District	MUTELELE Town Council	50,000,000
504	Bugiri District	MUWAYO Town Council	50,000,000

VOTE CODE	VOTE NAME	TOWN COUNCIL	AMOUNT (USHS)
504	Bugiri District	NABUKALU Town Council	50,000,000
504	Bugiri District	NAMAYEMBA Town Council	50,000,000
504	Bugiri District	NANKOMA Town Council	50,000,000
610	Buhweju District	NYAKASHAKA Town Council	50,000,000
610	Buhweju District	NYAKAZIBA Town Council	50,000,000
582	Buikwe District	KIYINDI Town Council	50,000,000
578	Bukedea District	KONGUNGA Town Council	50,000,000
600	Bukomansimbi District	BUTENGA Town Council	50,000,000
600	Bukomansimbi District	KAGOLOGOLO Town Council	50,000,000
600	Bukomansimbi District	KIGANGAZI Town Council	50,000,000
567	Bukwo District	KAPNANDI Town Council	50,000,000
567	Bukwo District	RIWO Town Council	50,000,000
567	Bukwo District	SUAM Town Council	50,000,000
576	Buliisa District	BIISO Town Council	50,000,000
576	Buliisa District	BUTIABA Town Council	50,000,000
576	Buliisa District	WANSEKO Town Council	50,000,000
505	Bundibugyo District	KAGHEMA Town Council	50,000,000
622	Bunyangabu District	NYAKIGUMBA Town Council	50,000,000
506	Bushenyi District	BITOOMA Town Council	50,000,000
506	Bushenyi District	KIZINDA Town Council	50,000,000
506	Bushenyi District	KYABUGYIMBI Town Council	50,000,000
507	Busia District	LUMINO – MAJANSI Town Council	50,000,000
507	Busia District	MASAFU Town Council	50,000,000
507	Busia District	NAMUNGODI Town Council	50,000,000
507	Busia District	TIIRA Town Council	50,000,000
557	Butaleja District	BUSABA Town Council	50,000,000
557	Butaleja District	KACHONGA – BUFUJJA Town Council	50,000,000
557	Butaleja District	NABIGANDA Town Council	50,000,000
608	Butambala District	KALAMBA Town Council	50,000,000
608	Butambala District	KIBIBI Town Council	50,000,000
619	Butebo District	KABWANGASI Town Council	50,000,000
619	Butebo District	KAKORO Town Council	50,000,000

VOTE CODE	VOTE NAME	TOWN COUNCIL	AMOUNT (USHS)
619	Butebo District	KANGINIMA Town Council	50,000,000
619	Butebo District	KIBALE Town Council	50,000,000
619	Butebo District	PETETE Town Council	50,000,000
590	Buvuma District	LUBIYA Town Council	50,000,000
590	Buvuma District	LYABAANA Town Council	50,000,000
583	Buyende District	BUKUNGU Town Council	50,000,000
583	Buyende District	IRUNDU Town Council	50,000,000
583	Buyende District	KIDERA Town Council	50,000,000
575	Dokolo District	AGWATA Town Council	50,000,000
575	Dokolo District	BATA Town Council	50,000,000
575	Dokolo District	KANGAI/DOKOLO Town Council	50,000,000
591	Gomba District	MADDU Town Council	50,000,000
509	Hoima District	BULINDI Town Council	50,000,000
558	Ibanda District	KANYARUGIRI Town Council	50,000,000
510	Iganga District	NAMUNGALWE Town Council	50,000,000
510	Iganga District	KIDAAGO Town Council	50,000,000
560	Isingiro District	BUGANGO Town Council	50,000,000
560	Isingiro District	KAMUBEIZI Town Council	50,000,000
560	Isingiro District	KIKAGATE Town Council	50,000,000
560	Isingiro District	RUGAAGA Town Council	50,000,000
560	Isingiro District	RUHIIRA Town Council	50,000,000
511	Jinja District	BUYENGO Town Council	50,000,000
511	Jinja District	NAMAGERA Town Council	50,000,000
559	Kaabong District	KALAPATA Town Council	50,000,000
559	Kaabong District	KARENGA Town Council	50,000,000
559	Kaabong District	KATHILE Town Council	50,000,000
513	Kabarole District	KASENDA Town Council	50,000,000
513	Kabarole District	KIBASI Town Council	50,000,000
514	Kaberaido District	OCHERO Town Council	50,000,000
514	Kaberaido District	OTUBOI Town Council	50,000,000
613	Kagadi District	KYATEREKERA Town Council	50,000,000
613	Kagadi District	KYEZIGE Town Council	50,000,000
613	Kagadi District	MPEFU YA SANDE Town Council	50,000,000

VOTE CODE	VOTE NAME	TOWN COUNCIL	AMOUNT (USHS)
613	Kagadi District	PACHWA Town Council	50,000,000
613	Kagadi District	RUGASHALI Town Council	50,000,000
613	Kagadi District	RUTEETE Town Council	50,000,000
613	Kagadi District	KIRYANJAGI Town Council	50,000,000
614	Kakumiro District	IGAYAZA Town Council	50,000,000
614	Kakumiro District	KAKINDO Town Council	50,000,000
614	Kakumiro District	MPASAANA Town Council	50,000,000
614	Kakumiro District	NKOOKO Town Council	50,000,000
614	Kakumiro District	NYARWEYO Town Council	50,000,000
561	Kaliro District	BULUMBA Town Council	50,000,000
561	Kaliro District	NAMWIWA Town Council	50,000,000
561	Kaliro District	NAWAIKOKKE Town Council	50,000,000
517	Kamuli District	BALAWOLI Town Council	50,000,000
517	Kamuli District	KASAMBIRA-NAWANYAGO Town Council	50,000,000
517	Kamuli District	KISOZI Town Council	50,000,000
517	Kamuli District	MBULAMUTI Town Council	50,000,000
517	Kamuli District	NAMWENDWA Town Council	50,000,000
517	Kamuli District	NAWANYAGO Town Council	50,000,000
518	Kamwenge District	BIGODI Town Council	50,000,000
518	Kamwenge District	BIGULI Town Council	50,000,000
518	Kamwenge District	KABUGA Town Council	50,000,000
518	Kamwenge District	LYAKAHUNGU Town Council	50,000,000
518	Kamwenge District	RUKUNYU Town Council	50,000,000
519	Kanungu District	NYAKABUNGO Town Council	50,000,000
519	Kanungu District	RUTENGA Town Council	50,000,000
519	Kanungu District	BUHOMA Town Council	50,000,000
519	Kanungu District	KANYANTOROGO Town Council	50,000,000
519	Kanungu District	NYAMIRAMA Town Council	50,000,000
520	Kapchorwa District	SIPI Town Council	50,000,000
627	Kapelebwong District	ACOWA Town Council	50,000,000
627	Kapelebwong District	OBALANGA Town Council	50,000,000
627	Kapelebwong District	AKORE Town Council	50,000,000

VOTE CODE	VOTE NAME	TOWN COUNCIL	AMOUNT (USHS)
634	Karenga District	KAPEDO Town Council	50,000,000
634	Karenga District	KIDEPO Town Council	50,000,000
521	Kasese District	IBANDA-KYANYA Town Council	50,000,000
521	Kasese District	KABATUNDA-KIRABAHO Town Council	50,000,000
521	Kasese District	KITHOMA-KANYATSI Town Council	50,000,000
521	Kasese District	KITSWAMBA Town Council	50,000,000
521	Kasese District	KYARUMBA Town Council	50,000,000
521	Kasese District	MALIBA Town Council	50,000,000
521	Kasese District	MUBUKU Town Council	50,000,000
521	Kasese District	MUHOKYA Town Council	50,000,000
625	Kasanda District	BUKUYA Town Council	50,000,000
625	Kasanda District	KIGANDA Town Council	50,000,000
522	Katakwi District	MAGORO Town Council	50,000,000
522	Katakwi District	TOROMA Town Council	50,000,000
522	Katakwi District	USUK Town Council	50,000,000
523	Kayunga District	BUSAANA Town Council	50,000,000
523	Kayunga District	KANGULUMIRA Town Council	50,000,000
523	Kayunga District	KITIMBWA Town Council	50,000,000
523	Kayunga District	NAZIGO Town Council	50,000,000
524	Kibaale District	NYAMARUNDA Town Council	50,000,000
605	Kibuku District	BULANGIRA Town Council	50,000,000
605	Kibuku District	KADAMA Town Council	50,000,000
605	Kibuku District	KASASIRA Town Council	50,000,000
605	Kibuku District	TIRINYI Town Council	50,000,000
562	Kiruhura District	BUREMBA Town Council	50,000,000
562	Kiruhura District	RUSHERE Town Council	50,000,000
592	Kiryandongo District	KARUMA Town Council	50,000,000
526	Kisoro District	BUNAGANA Town Council	50,000,000
526	Kisoro District	CHAHAFI Town Council	50,000,000
526	Kisoro District	CHYANIKA Town Council	50,000,000
526	Kisoro District	MUPAKA Town Council	50,000,000
526	Kisoro District	NKURINGO Town Council	50,000,000
526	Kisoro District	NYANAMO Town Council	50,000,000

VOTE CODE	VOTE NAME	TOWN COUNCIL	AMOUNT (USHS)
632	Kitagwenda District	BUKURUNGO Town Council	50,000,000
632	Kitagwenda District	KABUJOGERA Town Council	50,000,000
632	Kitagwenda District	MAHYORO Town Council	50,000,000
527	Kitgum District	KITGUM – MATIDI Town Council	50,000,000
527	Kitgum District	NAMOKORA Town Council	50,000,000
563	Koboko District	KERI Town Council	50,000,000
563	Koboko District	ORABA Town Council	50,000,000
607	Kole District	ABOKE Town Council	50,000,000
607	Kole District	AKALO Town Council	50,000,000
607	Kole District	BALA Town Council	50,000,000
528	Kotido District	KACHERI Town Council	50,000,000
528	Kotido District	LOKITELAEBU Town Council	50,000,000
529	Kumi District	KANYUM Town Council	50,000,000
529	Kumi District	MUKONGORO Town Council	50,000,000
529	Kumi District	NYERO Town Council	50,000,000
529	Kumi District	ONGINO Town Council	50,000,000
612	Kween District	CHEPSUKUNYA Town Council	50,000,000
612	Kween District	KAPNARKUT Town Council	50,000,000
597	Kyankwanzi District	MASODDE/KARAGYI Town Council	50,000,000
597	Kyankwanzi District	NTUNDA Town Council	50,000,000
597	Kyankwanzi District	WATUBA Town Council	50,000,000
584	Kyegegwa District	HAPUYO Town Council	50,000,000
584	Kyegegwa District	KAKABARA Town Council	50,000,000
584	Kyegegwa District	KAZINGA Town Council	50,000,000
584	Kyegegwa District	MPARA Town Council	50,000,000
530	Kyenjojo District	BUTIITI Town Council	50,000,000
530	Kyenjojo District	KIFUKA Town Council	50,000,000
530	Kyenjojo District	KISOJO Town Council	50,000,000
530	Kyenjojo District	KYAKATWIRE Town Council	50,000,000
530	Kyenjojo District	MABIRA Town Council	50,000,000
530	Kyenjojo District	MBALE Town Council	50,000,000
530	Kyenjojo District	RUGOMBE Town Council	50,000,000


VOTE CODE	VOTE NAME	TOWN COUNCIL	AMOUNT (USHS)
621	Kyotera District	KASENSERO Town Council	50,000,000
621	Kyotera District	MUTUKULA Town Council	50,000,000
585	Lamwo District	MADI OPEI Town Council	50,000,000
585	Lamwo District	PALABEK KAL Town Council	50,000,000
531	Lira District	AGWENG Town Council	50,000,000
531	Lira District	AMACH Town Council	50,000,000
593	Luuka District	BUKOOVA Town Council	50,000,000
593	Luuka District	BULANGA Town Council	50,000,000
593	Luuka District	BUSALAMU Town Council	50,000,000
593	Luuka District	KYANVUMA Town Council	50,000,000
532	Luwero District	BUSIIKA Town Council	50,000,000
532	Luwero District	KAMIRA Town Council	50,000,000
532	Luwero District	KIKYUSA Town Council	50,000,000
532	Luwero District	NDEJJE Town Council	50,000,000
532	Luwero District	ZIROBWE Town Council	50,000,000
599	Lwengo District	KATOVU Town Council	50,000,000
599	Lwengo District	KINONI Town Council	50,000,000
580	Lyantonde District	KALIIRO Town Council	50,000,000
633	Madi-Okollo District	OKOLO Town Council	50,000,000
633	Madi-Okollo District	RHINO CAMP Town Council	50,000,000
566	Manafwa District	BUGOBERO Town Council	50,000,000
566	Manafwa District	BUMBO Town Council	50,000,000
566	Manafwa District	BUTIRU Town Council	50,000,000
566	Manafwa District	MASAKA Town Council	50,000,000
577	Maracha District	AGII Town Council	50,000,000
577	Maracha District	OKOKORA Town Council	50,000,000
577	Maracha District	OLEBA Town Council	50,000,000
577	Maracha District	OVUJO Town Council	50,000,000
534	Masindi District	BULIIMA Town Council	50,000,000
534	Masindi District	KABANGO Town Council	50,000,000
534	Masindi District	KIJUNJUBWA Town Council	50,000,000
534	Masindi District	KYATIIRI Town Council	50,000,000
535	Mayuge District	BUGADDE Town Council	50,000,000
535	Mayuge District	BWONDHA Town Council	50,000,000
536	Mbale District	JEWA Town Council	50,000,000

VOTE CODE	VOTE NAME	TOWN COUNCIL	AMOUNT (USHS)
537	Mbarara District	BUKIRO Town Council	50,000,000
537	Mbarara District	BWIZIBWERA-RUTOOMA Town Council	50,000,000
537	Mbarara District	NYABISIRIRA Town Council	50,000,000
537	Mbarara District	RUBINDI- Ruhumba Town Council	50,000,000
537	Mbarara District	RWANYAMAHEMBE Town Council	50,000,000
601	Mitooma District	KABIRA Town Council	50,000,000
601	Mitooma District	MUTARA Town Council	50,000,000
601	Mitooma District	RUTOOKYE Town Council	50,000,000
601	Mitooma District	RUTOOKYE Town Council	50,000,000
568	Mityana District	BBANDA Town Council	50,000,000
568	Mityana District	SSEKANYONYI Town Council	50,000,000
568	Mityana District	ZIGOTI Town Council	50,000,000
538	Moroto District	NADUNGET Town Council	50,000,000
539	Moyo District	LAROPI Town Council	50,000,000
539	Moyo District	LEFORI Town Council	50,000,000
540	Mpigi District	BUWAMA Town Council	50,000,000
540	Mpigi District	KAYABWE Town Council	50,000,000
541	Mubende District	KYENDA Town Council	50,000,000
541	Mubende District	NABINGOOLA Town Council	50,000,000
542	Mukono District	KASAWO Town Council	50,000,000
542	Mukono District	KATOSI Town Council	50,000,000
542	Mukono District	KISOGA Town Council	50,000,000
542	Mukono District	NAKIFUMA – NAGGALAMA Town Council	50,000,000
542	Mukono District	NAMATABA Town Council	50,000,000
544	Nakasongola District	KATUUGO Town Council	50,000,000
544	Nakasongola District	KAZWAMA Town Council	50,000,000
544	Nakasongola District	LWAMPANGA Town Council	50,000,000
544	Nakasongola District	MAYIRIKITI Town Council	50,000,000
594	Namayingo District	BANDA Town Council	50,000,000
594	Namayingo District	MUTUMBA Town Council	50,000,000
617	Namisindwa District	BUBUTU Town Council	50,000,000

VOTE CODE	VOTE NAME	TOWN COUNCIL	AMOUNT (USHS)
617	Namisindwa District	BUKHAWEKA Town Council	50,000,000
617	Namisindwa District	LUWA Town Council	50,000,000
574	Namutumba District	BUGOBI Town Council	50,000,000
574	Namutumba District	IVUKULA Town Council	50,000,000
574	Namutumba District	KIBALE Town Council	50,000,000
574	Namutumba District	NANGONDE Town Council	50,000,000
574	Namutumba District	NSINZE Town Council	50,000,000
604	Napak District	KANGOLE Town Council	50,000,000
604	Napak District	LOKITEDED Town Council	50,000,000
604	Napak District	MATANY Town Council	50,000,000
545	Nebbi District	NYARAVUR-ANGAL Town Council	50,000,000
545	Nebbi District	PAROMBO Town Council	50,000,000
603	Ngora District	MUKURA Town Council	50,000,000
603	Ngora District	OPOT Town Council	50,000,000
546	Ntungamo District	KAFUNJO-MIRAMA Town Council	50,000,000
546	Ntungamo District	KAKUKURU-RWENANURA Town Council	50,000,000
546	Ntungamo District	NYAKYERA Town Council	50,000,000
546	Ntungamo District	NYAMUKANA Town Council	50,000,000
546	Ntungamo District	RWAMABONDO Town Council	50,000,000
546	Ntungamo District	RWENTOBO-RWAHI Town Council	50,000,000
546	Ntungamo District	RWOHO Town Council	50,000,000
606	Nwoya District	KOCH GOMA Town Council	50,000,000
606	Nwoya District	PURONGO Town Council	50,000,000
615	Omoro District	ACET Town Council	50,000,000
615	Omoro District	PALENGA Town Council	50,000,000
586	Otuke District	ADWARI Town Council	50,000,000
586	Otuke District	BARJOBİ Town Council	50,000,000
586	Otuke District	OKWANGO Town Council	50,000,000
586	Otuke District	OKWONG Town Council	50,000,000

VOTE CODE	VOTE NAME	TOWN COUNCIL	AMOUNT (USHS)
586	Otuke District	OLILIM Town Council	50,000,000
572	Oyam District	ICEME Town Council	50,000,000
572	Oyam District	KAMDINI Town Council	50,000,000
572	Oyam District	LORO Town Council	50,000,000
572	Oyam District	MINAKULU Town Council	50,000,000
547	Pader District	ACHOLIBUR Town Council	50,000,000
547	Pader District	ATANGA Town Council	50,000,000
547	Pader District	PAJULE Town Council	50,000,000
547	Pader District	PURANGA Town Council	50,000,000
618	Pakwach District	PANYAMUR Town Council	50,000,000
548	Pallisa District	AGULE Town Council	50,000,000
548	Pallisa District	KAMUGE Town Council	50,000,000
549	Rakai District	DYANGO Town Council	50,000,000
549	Rakai District	KIBAAL Town Council	50,000,000
549	Rakai District	KIZIBA Town Council	50,000,000
549	Rakai District	LWAMAGGWA Town Council	50,000,000
549	Rakai District	LWENTULEGE Town Council	50,000,000
549	Rakai District	MWERUKA Town Council	50,000,000
549	Rakai District	NTANTAMUKI Town Council	50,000,000
616	Rubanda District	BUBAARE Town Council	50,000,000
616	Rubanda District	BUTARE KATOJO Town Council	50,000,000
616	Rubanda District	HABUHUTU Town Council	50,000,000
616	Rubanda District	HAMUHAMBO Town Council	50,000,000
616	Rubanda District	KACERERE Town Council	50,000,000
616	Rubanda District	KASHASHA Town Council	50,000,000
616	Rubanda District	NSHANJARE Town Council	50,000,000
616	Rubanda District	RUHIJA Town Council	50,000,000
631	Rwampara District	BUTERANIRO-NYEIHANGA Town Council	50,000,000
631	Rwampara District	KINONI Town Council	50,000,000
631	Rwampara District	MWIZI-KABURA Town Council	50,000,000
631	Rwampara District	BUGAMBA-RWIBOGO Town Council	50,000,000
596	Serere District	KAGWARA Town Council	50,000,000
596	Serere District	KYERE Town Council	50,000,000

VOTE CODE	VOTE NAME	TOWN COUNCIL	AMOUNT (USHS)
596	Serere District	OCAAPA Town Council	50,000,000
552	Sironko District	BUGUSEGE Town Council	50,000,000
552	Sironko District	BUKIITI Town Council	50,000,000
552	Sironko District	BUTANDIGA Town Council	50,000,000
552	Sironko District	BUTEZA Town Council	50,000,000
552	Sironko District	BUWERI Town Council	50,000,000
552	Sironko District	GOMBE GASAWA Town Council	50,000,000
552	Sironko District	KAMA Town Council	50,000,000
552	Sironko District	MUTUFU Town Council	50,000,000
553	Soroti District	TUBUR Town Council	50,000,000
554	Tororo District	APOKOR Town Council	50,000,000
554	Tororo District	IYOLWA Town Council	50,000,000
554	Tororo District	KWAPA Town Council	50,000,000
554	Tororo District	MAGODESI Town Council	50,000,000
554	Tororo District	MERIKIT Town Council	50,000,000
554	Tororo District	NABUYOGA Town Council	50,000,000
554	Tororo District	OSUKURU Town Council	50,000,000
554	Tororo District	PAJWENDA Town Council	50,000,000
556	Yumbe District	BARAKALA Town Council	50,000,000
556	Yumbe District	KULIKULINGA Town Council	50,000,000
556	Yumbe District	KURU Town Council	50,000,000
556	Yumbe District	LOBE Town Council	50,000,000
556	Yumbe District	LODONGA Town Council	50,000,000
556	Yumbe District	MIDIGO Town Council	50,000,000
587	Zombo District	PADEA Town Council	50,000,000
587	Zombo District	WARR Town Council	50,000,000
TOTAL			17,550,000,000



 A collection of handwritten signatures and initials in black ink, scattered across the bottom of the page. Some signatures are large and stylized, while others are smaller and more compact. There are also some scribbles and marks that appear to be initials or short signatures.

**ANNEX 6: COUNTERPART FUNDING SHORTFALLS TO MEET GOU
COMMITMENTS**

VOTE CODE	VOTE CODE	AMOUNT (USHS)
501	Adjumani District	959,478,216
502	Apac District	455,289,977
503	Arua District	386,017,393
504	Bugiri District	1,080,423,409
505	Bundibugyo District	756,349,780
506	Bushenyi District	589,137,420
507	Busia District	892,777,590
508	Gulu District	353,750,964
509	Hoima District	524,880,630
510	Iganga District	996,748,216
511	Jinja District	598,933,450
512	Kabale District	500,045,336
513	Kabarole District	490,086,269
514	Kaberamaido District	366,325,034
515	Kalangala District	242,348,116
517	Kamuli District	1,298,863,861
518	Kamwenge District	805,031,497
519	Kanungu District	896,702,246
520	Kapchorwa District	289,345,483
521	Kasese District	1,289,638,868
522	Katakwi District	574,191,217
523	Kayunga District	1,022,200,405
524	Kibaale District	511,916,526
525	Kiboga District	451,339,224
526	Kisoro District	917,354,215
527	Kitgum District	655,038,874
528	Kotido District	346,384,495
529	Kumi District	677,187,122
530	Kyenjojo District	1,086,319,136
531	Lira District	538,789,402
532	Luwero District	1,206,310,046
533	Masaka District	257,442,646
534	Masindi District	595,081,518
535	Mayuge District	1,530,826,809
536	Mbale District	692,205,345
537	Mbarara District	426,311,396
538	Moroto District	301,239,831

VOTE CODE	VOTE CODE	AMOUNT (USHS)
539	Moyo District	344,732,634
540	Mpigi District	607,986,966
541	Mubende District	987,317,285
542	Mukono District	1,091,291,743
543	Nakapiripirit District	342,451,150
544	Nakasongola District	492,484,165
545	Nebbi District	748,458,428
546	Ntungamo District	1,202,048,948
547	Pader District	726,400,248
548	Pallisa District	858,420,189
549	Rakai District	835,962,358
550	Rukungiri District	844,091,611
551	Sembabule District	890,220,907
552	Sironko District	678,488,572
553	Soroti District	658,873,299
554	Tororo District	1,567,461,104
555	Wakiso District	2,101,029,010
556	Yumbe District	2,087,926,618
557	Butaleja District	888,223,582
558	Ibanda District	555,947,338
559	Kaabong District	510,790,774
560	Isingiro District	1,523,547,985
561	Kaliro District	830,957,861
562	Kiruhura District	310,829,219
563	Koboko District	477,130,071
564	Amolatar District	407,643,760
565	Amuria District	626,548,544
566	Manafwa District	425,326,341
567	Bukwo District	376,010,712
568	Mityana District	592,799,879
569	Nakaseke District	678,249,329
570	Amuru District	669,083,070
571	Budaka District	627,607,804
572	Oyam District	1,089,313,609
573	Abim District	488,619,749
574	Namutumba District	754,296,421
575	Dokolo District	495,221,229
576	Buliisa District	299,865,660
577	Maracha District	612,372,822
578	Bukedea District	688,593,560

VOTE CODE	VOTE CODE	AMOUNT (USHS)
579	Bududa District	957,458,733
580	Lyantonde District	328,387,558
581	Amudat District	343,228,352
582	Buikwe District	673,859,275
583	Buyende District	998,372,615
584	Kyegegwa District	1,013,219,247
585	Lamwo District	497,779,997
586	Otuke District	362,349,095
587	Zombo District	687,377,200
588	Alebtong District	764,165,426
589	Bulambuli District	496,965,362
590	Buvuma District	396,699,226
591	Gomba District	537,374,919
592	Kiryandongo District	783,502,277
593	Luuka District	697,413,178
594	Namayingo District	651,183,651
595	Ntoroko District	215,747,964
596	Serere District	838,767,102
597	Kyankwanzi District	498,435,529
598	Kalungu District	513,067,934
599	Lwengo District	638,863,322
600	Bukomansimbi District	395,154,787
601	Mitooma District	484,104,354
602	Rubirizi District	338,638,238
603	Ngora District	484,830,933
604	Napak District	477,466,436
605	Kibuku District	553,333,214
606	Nwoya District	703,473,365
607	Kole District	608,564,709
608	Butambala District	326,106,806
609	Sheema District	460,798,425
610	Buhweju District	411,246,272
611	Agago District	791,746,102
612	Kween District	273,646,878
613	Kagadi District	943,270,014
614	Kakumiro District	780,564,806
615	Omoro District	466,202,945
616	Rubanda District	568,652,059
617	Namisindwa District	717,051,867
618	Pakwach District	466,073,316

VOTE CODE	VOTE CODE	AMOUNT (USHS)
619	Butebo District	444,527,262
620	Rukiga District	293,757,533
621	Kyotera District	669,553,815
622	Bunyangabu District	470,347,869
623	Nabilatuk District	244,153,381
624	Bugweri District	399,591,866
625	Kasanda District	641,227,066
626	Kwania District	484,547,899
627	Kapelebyong District	271,282,779
628	Kikuube District	846,550,740
629	Obongi District	260,694,220
630	Kazo District	405,360,849
631	Rwampara District	425,251,191
632	Kitagwenda District	494,484,414
633	Madi-Okollo District	631,688,660
634	Karenga District	206,253,780
635	Kalaki District	314,234,686
636	Terego District	791,549,921
752	Entebbe Municipal Council	160,014,820
757	Kabale Municipal Council	250,010,203
762	Moroto Municipal Council	77,362,122
764	Tororo Municipal Council	135,582,306
770	Kasese Municipal Council	244,776,728
772	Mukono Municipal Council	267,007,136
773	Iganga Municipal Council	138,578,337
774	Masindi Municipal Council	247,783,021
775	Ntungamo Municipal Council	59,081,151
776	Busia Municipal Council	123,619,544
777	Bushenyi- Ishaka Municipal Council	178,430,693
778	Rukungiri Municipal Council	89,215,036
779	Nansana Municipal Council	517,324,814
780	Makindye-Ssabagabo Municipal Council	420,343,476
781	Kira Municipal Council	432,194,437
782	Kisoro Municipal Council	68,988,302
783	Mityana Municipal Council	198,606,678
784	Kitgum Municipal Council	187,210,700
785	Koboko Municipal Council	103,476,929
786	Mubende Municipal Council	252,671,748
787	Kumi Municipal Council	151,701,583
788	Lugazi Municipal Council	198,159,063

VOTE CODE	VOTE CODE	AMOUNT (USHS)
789	Kamuli Municipal Council	162,578,058
790	Kapchorwa Municipal Council	160,462,326
791	Ibanda Municipal Council	244,538,428
792	Njeru Municipal Council	315,664,176
793	Apac Municipal Council	183,326,267
794	Nebbi Municipal Council	68,078,052
795	Bugiri Municipal Council	123,672,947
796	Sheema Municipal Council	250,158,227
797	Kotido Municipal Council	260,772,619
851	Arua city	889,718,138
852	Mbarara city	477,450,151
853	Gulu city	482,377,868
854	Jinja city	533,454,276
855	Fort-Portal city	360,098,827
856	Mbale city	726,197,032
857	Masaka city	484,622,680
858	Lira city	535,811,911
859	Soroti city	252,693,747
860	Hoima city	348,341,241
TOTAL		99,359,293,736

ANNEX 7: UGIFT UNSPENT BALANCES

VOTE CODE	VOTE NAME	AMOUNT (USHS)
501	Adjumani	1,746,694,565
503	Arua	336,483,866
504	Bugiri	393,690,630
505	Bundibugyo	338,291,388
506	Bushenyi	813,742,050
508	Gulu	815,038,055
509	Hoima	106,120,332
511	Jinja	295,713,251
512	Kabale	993,589,797
513	Kabalore	2,816,712,560
515	Kalangala	895,318,270
517	Kamuli District	2,262,681,099
519	Kanungu District	1,652,747,326
520	Kapchorwa MC	134,439,597

VOTE CODE	VOTE NAME	AMOUNT (USHS)
521	Kasese	780,843,935
523	Kayunga District	465,035,671
524	Kibaale District	573,703,061
525	Kiboga	978,364,635
526	Kisoro	562,869,036
527	Kitgum	863,115,623
529	Kumi	563,809,332
530	Kyenjojo	2,051,524,280
531	Lira	302,998,440
532	Luwero	299,460,279
533	Masaka	294,752,042
535	Mayuge	779,327,487
536	Mbale	732,921,416
540	Mpigi	262,236,020
541	Mubende	569,572,203
542	Mukono	400,141,880
543	Nakapiripirit District	563,002,972
544	Nakasongola	332,299,866
545	Nebbi	893,542,214
546	Ntungamo	1,877,493,282
548	Pallisa	284,806,205
549	Rakai	327,382,865
550	Rukungiri	787,425,558
551	Sembabule	154,475,000
553	Soroti District	375,865,000
554	Tororo	477,548,726
556	Yumbe	1,256,514,921
558	Ibanda	677,540,208
560	Isingiro	427,528,139
561	Kaliro DLG	970,843,484
562	Kiruhura	1,891,835,511
563	Koboko DLG	795,046,288
564	Amolator DLG	1,581,635,318
565	Amuria	327,069,866
566	Manafwa DLG	1,941,697,039
568	Mityana	1,312,208,376
567	Bukwo District	1,723,299,874
569	Nakaseke	1,288,707,309

VOTE CODE	VOTE NAME	AMOUNT (USHS)
571	Budaka DLG	1,845,322,353
572	Oyam	159,637,164
573	Abim	257,619,871
574	Namutumba DLG	261,479,419
575	Dokolo	305,199,778
578	Bukedea	936,378,982
579	Bududa DLG	1,051,889,744
582	Buikwe	149,182,091
583	Buyende DLG	148,842,899
584	Kyegegwa	659,958,103
585	Lamwo	907,514,362
586	Otuke	589,070,000
588	Alebtong	688,964,531
589	Bulambuli DLG	1,294,019,811
591	Gomba	59,741,528
593	Luuka DLG	659,434,835
594	Namayingo	660,525,195
595	Ntorooko	845,612,624
596	Serere	210,000,000
597	Kyankwanzi DLG	344,283,580
598	Kalungu	18,450,000
599	Lwengo DLG	389,390,778
601	Mitooma	908,960,326
602	Rubirizi DLG	1,355,897,185
604	Napak	941,686,591
605	Kibuku	1,953,443,338
606	Nwoya DLG	679,156,839
607	Kole	306,013,146
608	Butambala DLG	174,397,880
609	Sheema DLG	875,403,603
610	Buhweju	2,199,726,055
611	Agago DLG	2,315,608,424
612	Kween DLG	1,884,700,964
613	Kagadi	1,663,340,790
614	Kakumiro DLG	1,444,732,883
616	Rubanda District	443,382,802
617	Namisindwa District	687,597,916
619	Butebo DLG	205,175,559

VOTE CODE	VOTE NAME	AMOUNT (USHS)
620	Rukiga	379,308,198
621	Kyotera	992,482,768
622	Bunyangabu	1,366,799,393
625	Kassanda District	921,436,236
628	Kikuube	100,000,000
629	Obongi	547,005,371
630	Kazo	163,033,568
758	Lira City	321,438,864
759	Masaka City	272,167,435
761	Mbarara MC	8,704,611
784	Kitgum MC	55,551,247
789	Kamuli MC	46,803,308
793	Apac Municipal Council	327,395,473
795	Bugiri MC	3,601,457
TOTAL		80,337,176,025

ANNEX 8 REFERRAL HOSPITAL COVID-19 RESPONSE SUPPLEMENTARY FY 2021/22

VOTE CODE	VOTE NAME	AMOUNT USHS
163	Arua Referral Hospital	575,500,000
164	Fort Portal Referral Hospital	575,500,000
165	Gulu Referral Hospital	575,500,000
166	Hoima Referral Hospital	575,500,000
167	Jinja Referral Hospital	575,500,000
168	Kabale Referral Hospital	575,500,000
169	Masaka Referral Hospital	575,500,000
170	Mbale Referral Hospital	575,500,000
171	Soroti Referral Hospital	575,500,000
172	Lira Referral Hospital	575,500,000
173	Mbarara Referral Hospital	575,500,000
174	Mubende Referral Hospital	575,500,000
175	Moroto Referral Hospital	575,500,000
176	Naguru Referral Hospital	575,500,000
179	Entebbe Regional Referral Hospital	575,500,000
TOTAL		8,632,500,000

[Handwritten signature]

AK.

[Handwritten signature]

[Handwritten signature]

nm

[Handwritten signature]

[Handwritten signature]

SEM

[Handwritten signature]

[Handwritten signature]

[Handwritten signature]

[Handwritten signature]

ANNEX 9: SUPPLEMENTARY FOR EX-GRATIA, HONORARIA AND COUNCILORS' ALLOWANCES FOR FY 2021/22

VOTE CODE	VOTE NAME	AMOUNT (USHS)
505	Bundibugyo District	119,700,691
507	Busia District	205,724,450
512	Kabale District	64,320,000
518	Kamwenge District	56,959,330
519	Kanungu District	58,280,000
523	Kayunga District	10,720,000
525	Kiboga District	117,600,000
530	Kyenjojo District	344,578,627
535	Mayuge District	53,159,106
541	Mubende District	177,175,200
542	Mukono District	147,342,690
546	Ntungamo District	166,878,627
551	Sembabule District	64,570,049
552	Sironko District	439,358,502
554	Tororo District	444,581,200
555	Wakiso District	162,531,114
556	Yumbe District	273,355,938
559	Kaabong District	99,000,000
562	Kiruhura District	57,625,985
564	Amolatar District	82,560,000
568	Mityana District	115,800,000
569	Nakaseke District	5,960,195
570	Amuru District	76,293,473
571	Budaka District	95,296,000
572	Oyam District	5,068,000
579	Bududa District	205,320,000
584	Kyegegwa District	300,680,000
588	Alebtong District	159,096,000
589	Bulambuli District	67,432,000
592	Kiryandongo District	85,317,697
597	Kyankwanzi District	159,004,800
599	Lwengo District	9,000,000

VOTE CODE	VOTE NAME	AMOUNT (USHS)
601	Mitooma District	80,382,337
603	Ngora District	78,092,960
604	Napak District	91,627,200
611	Agago District	204,120,000
612	Kween District	103,136,866
613	Kagadi District	349,320,000
614	Kakumiro District	97,915,697
616	Rubanda District	189,966,000
617	Namisindwa District	226,364,130
618	Pakwach District	191,128,800
619	Butebo District	101,666,369
621	Kyotera District	18,944,062
625	Kasanda District	124,963,200
629	Obongi District	89,817,856
635	Kalaki District	165,900,000
764	Tororo Municipal Council	300,000,000
774	Masindi Municipal Council	25,560,000
779	Nansana Municipal Council	151,200,000
780	Makindye-Ssabagabo Municipal Council	175,140,000
781	Kira Municipal Council	231,940,000
783	Mityana Municipal Council	30,434,944
786	Mubende Municipal Council	188,520,000
787	Kumi Municipal Council	111,200,000
791	Ibanda Municipal Council	35,106,814
793	Apac Municipal Council	69,120,000
797	Kotido Municipal Council	74,622,000
851	Arua City	351,664,832
856	Mbale City	302,666,944
TOTAL		8,590,810,685

ANNEX 10 LOCAL GOVERNMENT COVID-19 RESPONSE SUPPLEMENTARY FY 2021/22

VOTE CODE	VOTE NAME	AMOUNT (USHS)
501	Adjumani District	234,400,000
502	Apac District	265,600,000
503	Arua District	252,800,000
504	Bugiri District	336,400,000
505	Bundibugyo District	484,400,000
506	Bushenyi District	347,200,000
507	Busia District	368,400,000
508	Gulu District	216,400,000
509	Hoima District	277,200,000
510	Iganga District	242,400,000
511	Jinja District	255,600,000
512	Kabale District	411,600,000
513	Kabarole District	287,600,000
514	Kaberamaido District	243,600,000
515	Kalangala District	188,800,000
517	Kamuli District	428,000,000
518	Kamwenge District	300,800,000
519	Kanungu District	356,400,000
520	Kapchorwa District	323,200,000
521	Kasese District	475,200,000
522	Katakwi District	370,000,000
523	Kayunga District	312,800,000
524	Kibaale District	275,600,000
525	Kiboga District	261,600,000
526	Kisoro District	305,200,000
527	Kitgum District	407,600,000
528	Kotido District	303,200,000
529	Kumi District	268,800,000
530	Kyenjojo District	500,000,000
531	Lira District	366,800,000
532	Luwero District	399,600,000
533	Masaka District	222,800,000

VOTE CODE	VOTE NAME	AMOUNT (USHS)
534	Masindi District	280,800,000
535	Mayuge District	347,200,000
536	Mbale District	394,000,000
537	Mbarara District	292,000,000
538	Moroto District	238,400,000
539	Moyo District	239,200,000
540	Mpigi District	285,600,000
541	Mubende District	360,000,000
542	Mukono District	361,200,000
543	Nakapiripirit District	233,600,000
544	Nakasongola District	295,200,000
545	Nebbi District	386,000,000
546	Ntungamo District	554,000,000
547	Pader District	498,400,000
548	Pallisa District	349,200,000
549	Rakai District	327,200,000
550	Rukungiri District	448,000,000
551	Sembabule District	351,600,000
552	Sironko District	767,200,000
553	Soroti District	293,600,000
554	Tororo District	618,400,000
555	Wakiso District	323,200,000
556	Yumbe District	613,600,000
557	Butaleja District	327,200,000
558	Ibanda District	297,200,000
559	Kaabong District	331,200,000
560	Isingiro District	510,400,000
561	Kaliro District	389,200,000
562	Kiruhura District	272,800,000
563	Koboko District	308,400,000
564	Amolatar District	382,000,000
565	Amuria District	361,200,000
566	Manafwa District	673,600,000
567	Bukwo District	466,000,000

VOTE CODE	VOTE NAME	AMOUNT (USHS)
568	Mityana District	337,200,000
569	Nakaseke District	326,400,000
570	Amuru District	231,200,000
571	Budaka District	279,200,000
572	Oyam District	587,600,000
573	Abim District	363,600,000
574	Namutumba District	401,600,000
575	Dokolo District	343,600,000
576	Buliisa District	201,200,000
577	Maracha District	426,400,000
578	Bukedea District	284,400,000
579	Bududa District	726,400,000
580	Lyantonde District	236,000,000
581	Amudat District	316,000,000
582	Buikwe District	186,800,000
583	Buyende District	366,000,000
584	Kyegegwa District	420,800,000
585	Lamwo District	360,800,000
586	Otuke District	360,400,000
587	Zombo District	450,800,000
588	Alebtong District	440,000,000
589	Bulambuli District	675,200,000
590	Buvuma District	233,600,000
591	Gomba District	263,600,000
592	Kiryandongo District	279,200,000
593	Luuka District	272,400,000
594	Namayingo District	272,400,000
595	Ntoroko District	223,600,000
596	Serere District	262,400,000
597	Kyankwanzi District	344,400,000
598	Kalungu District	257,200,000
599	Lwengo District	325,200,000
600	Bukomansimbi District	252,400,000
601	Mitooma District	376,000,000

VOTE CODE	VOTE NAME	AMOUNT (USHS)
602	Rubirizi District	267,200,000
603	Ngora District	208,400,000
604	Napak District	288,400,000
605	Kibuku District	312,000,000
606	Nwoya District	198,400,000
607	Kole District	384,400,000
608	Butambala District	206,400,000
609	Sheema District	300,400,000
610	Buhweju District	290,400,000
611	Agago District	606,800,000
612	Kween District	406,000,000
613	Kagadi District	510,000,000
614	Kakumiro District	386,000,000
615	Omoro District	333,200,000
616	Rubanda District	340,000,000
617	Namisindwa District	760,800,000
618	Pakwach District	383,200,000
619	Butebo District	257,200,000
620	Rukiga District	267,200,000
621	Kyotera District	283,600,000
622	Bunyangabu District	283,200,000
623	Nabilatuk District	188,400,000
624	Bugweri District	208,000,000
625	Kasanda District	377,200,000
626	Kwania District	328,800,000
627	Kapelebyong District	286,400,000
628	Kikuube District	284,400,000
629	Obongi District	210,400,000
630	Kazo District	288,400,000
631	Rwampara District	246,800,000
632	Kitagwenda District	289,200,000
633	Madi-Okollo District	264,800,000
634	Karenga District	241,200,000
635	Kalaki District	239,600,000

VOTE CODE	VOTE NAME	AMOUNT (USHS)
636	Terego District	300,400,000
752	Entebbe Municipal Council	159,600,000
757	Kabale Municipal Council	129,600,000
762	Moroto Municipal Council	104,800,000
764	Tororo Municipal Council	112,800,000
770	Kasese Municipal Council	123,200,000
772	Mukono Municipal Council	131,600,000
773	Iganga Municipal Council	113,200,000
774	Masindi Municipal Council	133,200,000
775	Ntungamo Municipal Council	110,000,000
776	Busia Municipal Council	109,600,000
777	Bushenyi- Ishaka Municipal Council	131,200,000
778	Rukungiri Municipal Council	134,400,000
779	Nansana Municipal Council	202,000,000
780	Makindye-Ssabagabo Municipal Council	181,600,000
781	Kira Municipal Council	121,600,000
782	Kisoro Municipal Council	109,600,000
783	Mityana Municipal Council	157,600,000
784	Kitgum Municipal Council	117,200,000
785	Koboko Municipal Council	114,400,000
786	Mubende Municipal Council	130,000,000
787	Kumi Municipal Council	111,200,000
788	Lugazi Municipal Council	200,000,000
789	Kamuli Municipal Council	132,000,000
790	Kapchorwa Municipal Council	183,200,000
791	Ibanda Municipal Council	194,800,000
792	Njeru Municipal Council	154,400,000
793	Apac Municipal Council	138,800,000
794	Nebbi Municipal Council	118,400,000
795	Bugiri Municipal Council	107,600,000
796	Sheema Municipal Council	191,200,000
797	Kotido Municipal Council	143,200,000
851	Arua city	338,400,000
852	Mbarara city	224,800,000

VOTE CODE	VOTE NAME	AMOUNT (USHS)
853	Gulu city	201,200,000
854	Jinja city	206,400,000
855	Fort-Portal city	228,400,000
856	Mbale city	305,600,000
857	Masaka city	180,400,000
858	Lira city	244,400,000
859	Soroti city	207,600,000
860	Hoima city	208,400,000
TOTAL		52,825,600,000

Hand

AK.

Hand

Hand

Hand

Hand










Hand

Hand

Hand

MEMBERS OF THE BUDGET COMMITTEE
















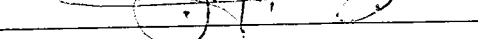
THE REPORT ON THE SUPPLEMENTARY EXPENDITURE SCHEDULE NO.1 FOR THE FY2021/22

NO.	NAME	SIGNATURE
1	Hon. Opolot Patrick Isiagi (Chairperson)	
2	Hon. Wamakuyu Ignatius Mudimi (V/Chairperson)	
3	Hon. Aciru Paska Menya	
4	Hon. Adeke Anna Ebaju	
5	Hon. Akol Anthony	
6	Hon. Mbabazi Pascal	
7	Hon. Mbadi Mbasu Wilson	
8	Hon. Musherure Shartsi Nayebare Kutesa	
9	Hon. Mutono Patrick Lodoi	
10	Hon. Apollo Yeri Ofwono	
11	Hon. Akamba Paul Busiki	
12	Hon. .Muwanga Kivumbi Muhammad	
13	Hon. Mwine Mpaka Rwamirama	
14	Hon. Nakato Mary Annet	
15	Hon. Nambeshe John Baptist	
16	Hon. Namugga Gorreth	
17	Hon. Namujju Cissy Dionizia	
18	Hon. Atim Agnes Apea	
19	Hon. Akora Maxwell Ebong Patrick	
20	Hon. Namukuta Brenda	
21	Hon. Nayebale Sylvia	








NO.	NAME	SIGNATURE
22	Hon. Niringiyimana James Ruugi Kaberuka	
23	Hon. Niwagaba Wilfred	
24	Hon. Nsamba Patrick Oshabe	
25	Hon. Nyangweso Dennis Samia	
26	Hon. Atwakiire Catheline Ndamira	
27	Hon. Aleper Moses	
28	Hon. Omara Paul	
29	Hon. Osoru Mourine	
30	Hon. Ssemujju Ibrahim	
31	Hon. Ssemwanga Gyaviira	
32	Hon. Ssewanyana Allan Aloizious	
33	Hon. Tinkasimire Barnabas	
34	Hon. Bayigga Michael Philip Lulume	
35	Hon. Kabanda David	
36	Hon. Kankunda Amos Kibwika	
37	Hon. Katalihwa Donald Byabazaire	
38	Hon. Kateshumba Dicksons	
39	Hon. Katusiime Annet Mugisha	
40	Hon. Kiwanuka Keefa	
41	Hon. Lokii John Baptist	
42	Hon. Magogo Moses Hassim	
43	Hon. Sasaga Isaiah	
44	Hon. Prof. Mushemeza Dickens Elijah	



PARLIAMENT OF UGANDA

A MINORITY REPORT ON SUPPLEMENTARY SCHEDULE NO. 1 FOR FY2021/22

NOVEMBER 2021

A handwritten signature in black ink, appearing to be "K. K. K."

A handwritten signature in black ink, appearing to be "J. J. J." with a large "29" written above it.

1.0 INTRODUCTION

Supplementary Schedule No. 1 of FY2021/22 was laid on 28th October 2021 and subsequently referred to the Committee on Budget for scrutiny.

Pursuant to Rule 205 of the Rules of Procedure of the Parliament of Uganda, we hereby present a dissenting opinion from the opinion of majority of the Committee.

2.0 AREA OF DISSENT

We dissented with majority of the Committee on the following:

1. Macro Supplementary Expenditure Issues

- a) Sources of Funding
- b) Illegal Budget Cuts
- c) Indiscipline of Supplementary Expenditures within the 3% Legal Limit
- d) Inadequate Due Diligence by the Minister responsible for Finance
- e) Escalating Trend of Supplementary Expenditures
- f) Consumptive Appetite of Government
- g) Budgetary Indiscipline by Ministry of Finance, Planning and Economic Development
- h) Supplementary Expenditures higher than Approved Budgets
- i) Dishonesty in the Charter of Fiscal Responsibility


2. Micro Supplementary Expenditure Issues

- a) Supplementary Expenditures outside laid Schedule
- b) Rent and Vehicle Purchases
- c) COVID-19 Vaccine Manufacturing Plant
- d) Kiira Motors
- e) Atiak Sugar Factory

3.0 DISSENTING OBSERVATIONS

3.1 Macro Supplementary Expenditure Issues

There are several macro issues regarding supplementary expenditures for which Parliament needs to pronounce itself on. Otherwise, they will continue to be a source of budget indiscipline in each financial year. While these issues were presented during the Committee meetings, they have not been given the traction deserved in the majority report.



The block contains three handwritten signatures in black ink. The signature on the left is written in a cursive style. The middle signature is more stylized, featuring a large loop and a series of horizontal strokes. The signature on the right is also cursive and appears to be a different name or a variation of the others.

3.1.1 Sources of Funding

Rule 153(2) of the Rules of Procedure states that

"The supplementary estimates presented in sub rule (1) shall clearly spell out the source of funding for the supplementary expenditure request for each vote"

Rt. Hon. Speaker, this was not complied with. To the contrary, the Ministry for Finance presented broad sources of funding:

- a) Budget suppressions (UGX 1.29 trillion);
- b) Domestic borrowing (UGX 2.04 trillion); and
- c) External financing (UGX 471.13 billion).

The Committee requested the Minister to present for scrutiny:

- 1) A list of suppressed votes to ascertain whether they were virements (Section 22 of the Public Finance Management Act) or Reallocations (Section 20 of the Public Finance Management Act);
- 2) Breakdown of external financing to ascertain whether Parliament had already approved them; and
- 3) Breakdown of domestic borrowing to ascertain composition and duration of the debt.


However, the Minister never presented the information. Hence the Committee was unable to scrutinize sources of funding so as to satisfy whether they comply with Rule 153(2) of the Rules of Procedure and other laws of Uganda.

Recommendation

The House should suspend consideration of the supplementary schedule and directs the Committee on Budget to scrutinize the sources of funding to satisfy whether it complies with the laws of Uganda.

3.1.2 Illegal Budget Cuts

The Committee was informed that Ministry of Finance, Planning and Economic development raised UGX 1.2 trillion through budget suppressions to finance supplementary expenditures without approval of Parliament. Concern was raised in the Committee that this is beyond the powers of the Ministry. During budget execution, the Secretary to Treasury under Regulations 14(4) of the Public Finance Management Regulations is only permitted to revise annual cash flow plan of Government not to suppress approved budgets and reallocate funds. This amounts to amendment of Appropriation Act 2021 without Parliament's approval and undertaking subsidiary appropriation that seizes the appropriation powers of Parliament.



Recommendation

In line with Section 78 of the Public Finance Management Act, the Minister responsible for Finance should make a report to Parliament with an explanation on why Government suppressed the approved budget for FY2021/22 and undertook subsidiary appropriation without Parliamentary approval.

Whenever need arises for suppression of approved budget, Government should present an amendment to the Appropriation Act. Subsequently Parliament should review the budget cuts made by government with the view of ensuring effective appropriation of public funds.

3.1.3 Indiscipline of Supplementary Expenditures within the 3% Legal Limit

Section 25(1) of the Public Finance Management Act (as amended) states that
"The total supplementary expenditure that requires additional resources over and above what is approved by Parliament, shall not exceed 3% of the total approved budget for that financial year, without approval of Parliament"


Given the fact that Parliament approves the national budget a month before commencement of new financial year and supplementary requests can be tabled anytime, this provision is unnecessary.

The provision is triggered at the start of financial year and is a source of supplementary rush. It is being abused for finances expenditures that were not approved by Parliament during consideration of annual budget. Also financed are items deemed consumptive and non-critical before even beneficiary votes exhaust their budgets. Later schedules with critical items are presented for prior approval loaded with sentimental undertones. This may be construed to blackmailing Parliament and pitching it against the public.

Recommendation

Minister responsible for Finance, Planning and Economic Development should be cautioned against subsidiary appropriation i.e. authorisation of supplementary budgets for expenditures for which Parliament declined approval and appropriation.

Parliament should develop and incorporate into the Rules of Procedure enhanced guidelines for consideration of supplementary expenditures.



3.1.4 Inadequate Due Diligence by the Minister responsible for Finance

Regulation 18(3) of the Public Finance Management (Amendment) Regulations bestows initial responsibility to the Minister responsible for Finance to approve supplementary budget of up to 3% of the total approved budget for the financial year. The Minister is expected to ensure that supplementary expenditures are unavoidable or unforeseeable.

Unfortunately, many supplementary expenditures do not fit the requirements above. They can be postponed to next financial year. For instance, government is purchasing cars, paying for rent and extending support to private companies under supplementary expenditures.

Secondly, supplementary requests were submitted for items that were foreseeable at the time of preparation of the budget. For instance, UGX 400 billion was approved for Ministry of Defence and Veteran Affairs for shortfalls on wage, pension, medical expenses, food, clothing, National Defence College recurrent arrears and compensation to National Housing Authority.


Based on the above, the Minister failed to undertake due diligence of the supplementary requests. Hence, they violate the Public Finance Management (Amendment) Regulations for they are avoidable or foreseeable. When put to task to justify his approvals, the Minister said that is the best he could do. This is an indictment to the performance of the Minister and technical team.

Recommendation

Funds amounting to UGX 400 billion being foreseeable expenditures should not be approved.

3.1.5 Escalating Trend of Supplementary Expenditures

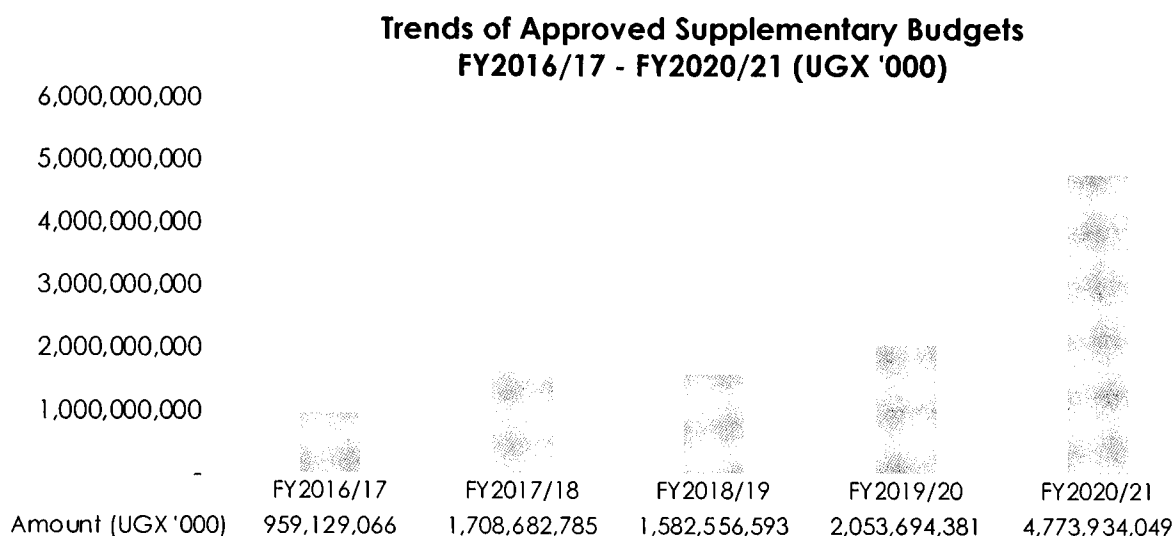
In the Budget Speech for FY2021/22, government committed to undertaking reviews of public expenditures to improve efficiency. This was affirmed by the Secretary to Treasury who informed the Committee during the consideration of the Charter for Fiscal Responsibility that the Ministry had undertaken a study and stance on supplementary expenditures. He committed and implored the Committee to reject unjustifiable supplementary requests. Hardly a month after the remarks of the Secretary to Treasury, the Ministry submits an initial supplementary schedule for FY2021/22 of UGX 3.8 trillion which will further compound the escalating trends of supplementary expenditures. It should be noted that the Schedule is far higher than the previous supplementary budgets of each of the FY2016/17 – FY2019/20. It is also on course to surpass the levels of



4

FY2020/21 for by precedent government introduces more than 3 schedules in a financial year.

Figure 1: Trends of Approved Supplementary Budgets for FY2016/17 – FY2020/21



Recommendation

The Minister responsible for Finance should table in Parliament the report undertaken by the Ministry on supplementary expenditures for scrutiny and further consideration.

3.1.6 Consumptive Appetite of Government

As earlier mentioned, in an effort to ensure budget efficiency, government undertook to curb consumptive expenditures that were loaded with extravagance. Consequently, review of the approved budget for FY2021/22 was undertaken. As noted in majority report, UGX 1.298 trillion was raised through suppressions of recurrent or consumptive expenditures to partly finance supplementary schedule 1 for FY2021/22.

Table 1: Categorisation of Supplementary Schedule 1 for FY2021/22

SUPPLEMENTARY SCHEDULE 1 FY2021/22	RECURRENT (UGX)	DEVELOPMENT (UGX)	TOTAL (UGX)
Within 3%	1,088,461,798,348	254,797,326,844	1,343,259,125,192
Above 3% (Requires prior Approval)	935,711,112,855	1,540,258,433,509	2,475,969,546,364
Total	2,024,172,911,203	1,795,055,760,353	3,819,228,671,556

5

From the table above, it can be noted that funds raised through suppressions were not able to even fund the Schedule's recurrent expenditures of UGX 2.024 trillion. There was a deficit of over UGX 725.81 million. It can therefore be noted that the suppressions from recurrent expenditures were still allocated to other non-targeted recurrent expenditures such as those indicated in table below. This defeats the essence of the suppressions. These expenditures are foreseeable or avoidable and violate Regulation 18 of the Public Finance Management Regulations (as amended).

Table 2: Some of the foreseeable or avoidable Consumptive Items

DESCRIPTION	AMOUNT IN THE SCHEDULE
Support to Events Association Uganda, a company whose Directors include Balaam Barugahara Ateenyi, Peter Kagwa, Muyongo Patrick, David Tusiime, Ssekyanzi Elvis, Connie Akambikira, Bobkins Kibirige, Katumba Hudson, Irene Kiseka, Aggrey Kagonyera, Isaac Mulindwa and Aggar Sekakala Junior	UGX 5 billion
Support to Gravity Investments Company Limited which initially registered its Directors in 2016 as Fox Odoi Oywelowo, Stephen Tashobya, Fredrick Ruhindi, Sarah Patience Mpabwa, Kabahenda Flavia Rwabuhoro, Emmanuel Lumala Dombo, Oleru Huda Abason, Ekuma George Stephen, Mulimba John, Muhumuza David, Biraaro G. Ephrraim, Kasule Robert Sebunya and Auru Anne.	UGX 3 billion
Later in 2018, Directors are list as Stephen Tashobya, Ekuma George Stephen, Auru Anne and Princess Kabakumba Masiko	
Purchase of vehicles for presidential advisors who include Ruhakana Rugunda, Ssekandi Edward, Amelia Kyabadde among others	UGX 8.3 billion
Purchase of station wagon for Minister of State for Economic Monitoring, Hon Peter, Ogwang	UGX 550 million
Purchase of 2 Motor vehicles for Hon. Anifa Kawooya Bangirana and Hon. Margaret Muhanga Mugisa	UGX 1.225 billion
Purchase of 5 vehicles for Ministers Hon. Francis Mwebesa, Hon. Harriet Ntabazi, Hon. Fredrick Ngobi Gume, Hon. David Bahati and Permanent Secretary, Geraldine Ssali	UGX 2.8 billion
Purchase of Motor Vehicle for First Deputy Prime Minister and Minister of East African Community Affairs, Hon. Rebecca A. Kadaga as well as Minister of State for East African Community Affairs, Hon. Ikuya Magode	UGX 1.2 billion
Purchase of vehicle for Minister of State – Office of the President (Ethics and Integrity), Hon. Rose Lilly Akello	UGX 550 million

Handwritten signatures and a date '6' are present at the bottom of the page.

Additionally, it should be noted that to finance the supplementary expenditures, government undertook domestic borrowing of UGX 2.04 trillion. This is nearly equivalent to the recurrent expenditures under Schedule 1 which amount to UGX 2.02 trillion.

Recommendation

Every supplementary request should be accompanied by a description on how it meets the benchmarks stipulated in Regulation 18 Public Finance Management Regulations (as amended) i.e. unforeseeable or unavoidable.

3.1.7 Budgetary Indiscipline by Ministry of Finance, Planning and Economic Development

It was advanced in the Committee that for the period FY2016/17 – 2020/21, the Ministry of Finance, Planning and Economic Development that should be at forefront of curbing supplementary expenditures is the second major beneficiary. The Ministry that is charged with responsibility of ensuring budget execution is a major beneficiary of budget indiscipline. A great portion of its supplementary expenditures are towards consumptive or recurrent expenditures. For instance, in FY2020/21 when the Ministry's supplementary budget peaked, UGX 714.28 billion (58%) was for recurrent expenditures and UGX 523.16 billion (42%) was for development expenditures

Table 3: Top 10 Beneficiaries of Supplementary Expenditures FY2016/17 – FY2020/21

Vote Name	Approved Supplementary Budget FY2016/17	Approved Supplementary Budget FY2017/18	Approved Supplementary Budget FY2018/19	Approved Supplementary Budget FY2019/20	Approved Supplementary Budget FY2020/21	Total Approved Supplementary Budget FY2016/17 - FY2020/21
Ministry of Defence	31,534,000	418,352,569	385,454,000	515,860,402	1,151,617,740	2,502,818,711
Ministry of Finance, Planning & Economic Dev.	34,746,175	32,431,253	30,190,124	509,672,232	1,237,451,952	1,844,491,736
State House	-	78,972,697	198,132,958	91,465	481,713,465	758,910,584
Ministry of Works and Transport	55,448,249	26,000,000	288,026,777	-	233,320,000	602,795,026
Ministry of Health	2,000,000	36,257,023	33,497,639	220,274,808	236,272,140	528,301,610
Uganda National Roads Authority	399,011,145	15,000,000	-	400,182	102,399,424	516,810,751
Uganda Police Force	8,155,978	111,742,143	99,704,615	105,834,403	56,659,741	382,096,880
Ministry of Trade, Industry and Cooperatives	-	33,170,000	-	136,077,871	151,171,128	320,419,000
Ministry of Energy and Mineral Development	14,776,160	125,213,217	123,415,110	-	-	263,404,487
Ministry of Water and Environment	39,066,026	193,827,503	5,427,000	2,049,743	2,049,743	242,420,015

Recommendation

The Minister responsible for Finance should table in Parliament the report undertaken by the Ministry on supplementary expenditures for further consideration.

3.1.8 Supplementary Expenditures higher than Approved Budgets

The Committee was informed that within just two quarters, some votes have already been allocated supplementary expenditures that far exceed their approved budgets. These include the Ministry of Trade, Industry and Cooperatives, Uganda Cancer Institute and Office of the Prime Minister. This is the epitome of budget indiscipline and distortion.

Table 4: Votes that have received supplementary budgets that are beyond approved budgets

Vote Name	Approved Estimates FY2021/22	Total Supplementary Expenditures Schedule 1 FY2021/22	% of Approved
Ministry of Trade, Industry and Cooperatives	100,827,649,415	173,796,904,000	172%
Uganda Cancer Institute	74,816,260,388	106,248,742,255	142%
Office of the Prime Minister	195,010,995,274	243,410,100,000	125%


Recommendation

In line with Section 78 of the Public Finance Management Act, the Minister responsible for Finance should make a report to Parliament with an explanation on why Government undertook subsidiary appropriation without Parliamentary approval.

3.1.9 Dishonesty in the Charter of Fiscal Responsibility

On 9th September 2021, the Minister responsible for Finance laid the Charter for Fiscal Responsibility for FY2021/22 – 2025/26. In the Charter, concern was raised on the escalating public debt that provisionally stands at UGX 71.6 trillion at end of June 2021 and the fact that it exceeded the threshold of 50% of GDP. It was projected to peak at 53.1% in FY2022/23 before reducing to below 50% by the end of FY2025/26.

Worryingly, in just 3 months after laying of the Charter, domestic debt amounting to UGX 2.04 trillion that will partially fund the supplementary expenditures will raise the public debt to GDP ratio to 54%. In essence, government would have violated the trajectory of fiscal rule targets of public debt before the Charter commences



8

operations. This reduces the scrutiny of the Charter to an academic exercise for government has already indicated that it will not adhere to it.

Recommendation

The Minister responsible for Finance should explain to Parliament whether approval of the laid Charter of Fiscal Responsibility would have any implications in the functioning of government.

3.2 MICRO SUPPLEMENTARY EXPENDITURE ISSUES

There are several specific requests that should not be approved.

3.2.1 Supplementary Expenditures outside laid Schedule

Article 156(2) of the Constitution states that

"If in respect of any financial year it is found—

(a) that the amount appropriated for any purpose under the Appropriation Act is insufficient or that a need has arisen for expenditure for a purpose for which no amount has been appropriated by that Act; or


*(b) that any monies have been expended for any purpose in excess of the amount appropriated for that purpose or for a purpose for which no amount has been appropriated by that Act, a supplementary estimate showing the sums required or spent **shall be laid down before Parliament** and in the case of excess expenditure, within four months after the money is spent".*

Regulation 18(1) of the Public Finance Management Regulations state that

"(1) Where in respect of any financial year—

(a) the amount appropriated by the Appropriation Act is insufficient, or a need for expenditure for a purpose for which no amount is appropriated by the Appropriation Act arises; or

*(b) money is expended for any purpose in excess of the amount appropriated for that purpose or for a purpose for which no amount was appropriated by the Appropriation Act, a supplementary estimate, showing the amount required or spent, as the case may be, **shall be laid before Parliament**, and in the case of excess expenditure, within four months after the money is spent".*

Three handwritten signatures in black ink are visible at the bottom of the page. The signature on the left is cursive and appears to be 'H. M. H.'. The middle signature is more stylized, with a large loop and a horizontal line. The signature on the right is also cursive and appears to be 'J. M. H.'.

- The majority report contravenes the above provisions by recommending supplementary expenditures that were not included in laid schedules and in some circumstances recommending additional funds beyond what the Minister cleared. For instance, the majority report recommends approval of UGX 17.5 billion as support to cooperatives yet only UGX 2 billion was requested for in the Schedule.

Secondly, the Minister of Finance sought to withdraw in the Committee supplementary requests for State House (UGX 5 billion being for provision of financial support to Events Association Uganda and UGX 3 billion being support to M/S Gravity Investment Company Limited), Masindi District Local Government (UGX 2.033 billion) and Ntungamo District (UGX 400 million). This amounts to a total of UGX 10.433 billion. The Minister proposed to allocate the requests to Ministry of Works and Transport without amending the laid schedule or introducing a new one. To the contrary, the majority report recommends approval for UGX 8 billion under State House.

This contravenes Article 156(2) of the Constitution. The provision commands and restricts Parliament to only consider supplementary requests that have been laid in the House. The responsibility to authorise and lay supplementary requests is solely charged with the Minister responsible for Finance. Hence any manoeuvres to consider requests other than those laid, recommendation of approval of funds beyond what was requested for or instigation to introduce supplementary requests other than through the stipulated procedure is unconstitutional and illegal.

Recommendation


All supplementary expenditures or items or reallocations contained in the majority report that were not contained in the laid Schedule contravene Article 156(2) of the Constitution and should not be approved for they are unconstitutional. Hence illegal.

As indicated in the Committee, the Minister should officially withdraw from the Schedule, UGX 8 billion under State House (UGX 5 billion being for provision of financial support to Events Association Uganda), UGX under Vote 534 Masindi District Local Government for road construction and UGX 400 million under Vote 546 Ntungamo District being purchase of 2 motor vehicles.

3.2.2 Rent and Vehicle Purchases

There are several requests amounting to UGX 54.35 billion that were foreseeable at the time of budgeting and are avoidable for they can be postponed to the next financial year. These include rent and purchase of vehicles. Instead of

10

The page number '10' is centered. Below it, there are three handwritten elements: a signature on the left, a large, dense scribble in the center, and another signature on the right.


declining their approval for they violate the Public Finance Management Regulations, the majority report recommended for their approval.

Table 3: Foreseeable and Avoidable Supplementary Expenditures

Vote Name	Expenditure	Total (UGaX)
a) Vehicle Purchase		
Internal Security Organisation	Funding for procurement of vehicles	10,000,000,000
Office of the President	purchase of motor vehicles for Presidential Advisors and Minister for Economic Monitoring	8,377,050,000
Ministry of Trade, Industry and Cooperatives	The Ministry received New Ministers who require sound vehicles to execute their official duties.	2,800,000,000
East African Community	Procurement of 3 Motor Vehicles for the 1st DPM/ Min of EAC & MoS	1,200,000,000
Office of the President	Purchase of station wagon for Minister of State for Economic Monitoring	550,000,000
Office of the President	Funding for procurement of vehicle for Minister of Ethics and Integrity	550,000,000
Ministry of Foreign Affairs	Procurement of a vehicle for Hon MoFA	500,000,000
Ntungamo District	Procurement of Two motor vehicles	400,000,000
b) Rent		
Soroti University	Funding to meet wage shortfalls	5,957,000,000
Ministry of Trade, Industry and Cooperatives	Rent expenses for new office premises	5,000,000,000
Office of the President	Office Accommodation for Presidential Advisors on Ministerial terms – Kingdom Hall	1,200,000,000
Mission in France	Rent for chancery premises	1,175,938,104
Mission in England	Funding for rent, property maintenance, machinery and equipment utilities	1,168,582,240
Uganda Investment Authority (UIA)	Request for supplementary budget for Rent for the Period August 2021 to January 2022 as a result of delayed completion of the UBFC Building meant to House UIA.	972,303,191
Mission in Ethiopia	Funding for rent	800,000,000
Consulate in Mombasa	Funding for rent and Medical Expenses	647,300,000
Mission in DR Congo	Funding for rent	576,000,000
Ministry of Lands, Housing & Urban Development	rent expense	227,128,550
	Total	54,359,561,505

For emphasis, it should be noted that Kingdom Hall (owned by Sudhir Ruparelia) that replaced Shimoni Demonstration School will accommodate Presidential Advisors (UGX1.2 billion). The building already is paid funds from the Consolidated Fund for it accommodates Parliament, Ministry of East African Community Affairs (pays UGX 1.86 billion) and Uganda Warehouse Receipt System Authority.

11



Recommendation

UGX 54.35 billion should not be approved for they were foreseeable or avoidable and violate Regulation 18 Public Finance Management Regulations (as amended).

3.2.3 COVID-19 Vaccine Manufacturing Plant

UGX 50.4 billion was requested by State House for Presidential Scientific Initiative on Epidemics (PRESIDE) to facilitate establishment of COVID-19 vaccine manufacturing plant. However, PRESIDE is under investigation by Select Committee of Parliament on allegations of misappropriation of UGX 31 billion. It would be prudent to withhold approval of the funds until the investigation is concluded.

More still, the funds were to be approved under Vote 002 State House contrary to the resolution of Parliament that instructed that a new vote is created under the Presidency sector for the Ministry of Science, Technology and Innovation. The resolution was made on 8th September 2021. Disregard of the resolution amounts to undermining of Parliament.

Recommendation

Approval of UGX 50.4 billion should be deferred pending completion of investigations into the operations of PRESIDE by the select Committee of Parliament.



3.2.4 Kiira Motors

At the time of consideration of budget for FY2021/22, it was indicated in the Ministerial Policy Statement for the Ministry of Science, Technology and Innovation that Kiira Motors had funding gap of UGX 141.05 billion¹. Hence it was foreseeable at time of budgeting. Besides UGX 77.08 billion was approved but not yet absorbed due to the ongoing process of reallocation of the Ministry and its functions. Based on this, supplementary request is not justified.

Recommendation

UGX 141.05 billion being funds for Kiira Motors expenditures should not be approved for they were foreseeable and violate Regulation 18 Public Finance Management Regulations (as amended)

¹ Ministry of Science, Technology and Innovation, 2021. Ministerial Policy Statement for FY2021/22. Pg. 60



• 3.2.5 Atiak Sugar Factory

Atiak Sugar Factory requested for UGX 108 billion. It is managed under Horyal Investment Holding Company. In this company government owns 40% of the shares with the majority owned by Amina Moghe Hersi, her son and companies.

Government which is a minority shareholder has invested more funds into the company than majority shareholder. Government has so far invested UGX 172.1 billion of which UGX 81 billion is share capital while majority shareholder has invested UGX 83.4 billion. Other shareholders include Mohamud Abdi Ahmed (UGX 50 million), Amina Hersi Moghe (UGX 2.794 billion) and Kingston Enterprises (UGX 33.72 billion).

The Committee was disheartened to learn that due to memorandum of understanding between Horyal and its creditors, government is restricted from attaining shareholding beyond 40%. Hence it cannot match its investments to the shareholding in the company.

For years the company has had governance issues. The Committee was informed that the latest Board meeting that sat on 6th October 2021 was convened after 3 years. Besides, the Board has for long not been fully constituted. For instance, ever since the passing of Ambassador Onen Julius in 2019, he has never been replaced. Also, some of the board members are not independent of the company. For instance, Amina Moghe Hersi is shareholder, board member, chief executive officer and operations manager while Mohamud Ahmed is a board member, shareholder, director of agriculture and chairperson of the Audit Subcommittee of the Board.

Based on the above, it would be prudent for Parliament to withhold approval of UGX 108 billion until all above concerns are adequately addressed. The Minister responsible for Trade informed the Committee that government was targeting to address all concerns within 3 months.


Recommendation

Approval of UGX 108 billion should be deferred until Government and Horyal address governance concerns as per Board Resolution made on 6th October 2021.


4.0 CONCLUSION

Rt. Hon. Speaker and Members, I implore you to support the Minority report.



WE BEG TO SUBMIT



13



MEMBERS ON THE COMMITTEE ON BUDGET WHO SIGNED THE MINORITY REPORT ON
SUPPLEMENTARY SCHEDULE 1 FOR FY2021/22

S/N	NAME	Signature
1	Mwanga Kyumbi Mwanza	
2	Ssemujje L. Ibrahim	
3	Namugga GREGORY	